



Cut out the picture and the rabbit.  
Have the student put the rabbit under, over,  
next to, beside, on top of the bridge and tree.






Cut out the picture of the sun and rays. Glue the sun onto another piece of paper. Help the student glue the rays onto the picture to create the sun.





Cut out the picture and the stars.  
Glue the stars on the picture in the night sky.





Cut out the color squares. Have the student identify the color of each square. Then have the student find items that match each color.

