

# Horizons

## Preschool For Three's

# STUDENT WORKBOOK



Author/Editor: Rachelle Wiersma, M.A.

Managing Editor: Alan Christopherson, M.S.

Copy Editors: Pamela Ufen  
Anita Lanning

Designer & Illustrator: Anthony Kuhlmann

Alpha Omega Publications • Rock Rapids, Iowa

©MMXII by Alpha Omega Publications, a division of Glynlyon Inc.®

804 N. 2nd Ave. E., Rock Rapids, IA 51246-1759

All rights reserved.

No part of this publication may be reproduced, stored in an electronic retrieval system, or transmitted in any form by any means—electronic, mechanical, photocopy, recording or otherwise—without the prior written permission of Alpha Omega Publications. Brief quotations may be used in literary review. All trademarks and/or service marks referenced in this material are the property of their respective owners. Alpha Omega Publications makes no claim of ownership to any trademarks and/or service marks other than their own and their affiliates', and makes no claim of affiliation to any companies whose trademarks may be listed in this material, other than their own.

*Printed in the United States of America*

ISBN 978-0-7403-2996-8

# CONTENTS

- |           |  |            |  |
|-----------|--|------------|--|
| <b>7</b>  | <b>Lesson 1</b><br><i>Creation, Genesis 1–2</i>              | <b>87</b>  | <b>Lesson 11</b><br><i>Jericho, Joshua 6</i>                             |
| <b>15</b> | <b>Lesson 2</b><br><i>Sin, Genesis 3</i>                     | <b>95</b>  | <b>Lesson 12</b><br><i>Hannah's Prayer, 1 Samuel 1</i>                   |
| <b>23</b> | <b>Lesson 3</b><br><i>Noah, Genesis 6:1–9:17</i>             | <b>103</b> | <b>Lesson 13</b><br><i>God Speaks to Samuel, 1 Samuel 3</i>              |
| <b>31</b> | <b>Lesson 4</b><br><i>Tower of Babel,<br/>Genesis 11:1–9</i> | <b>111</b> | <b>Lesson 14</b><br><i>David and Goliath, 1 Samuel 17</i>                |
| <b>39</b> | <b>Lesson 5</b><br><i>Moses, Exodus 2:1–10</i>               | <b>119</b> | <b>Lesson 15</b><br><i>David and Jonathan, 1 Samuel 20</i>               |
| <b>47</b> | <b>Lesson 6</b><br><i>Burning Bush,<br/>Exodus 2:11–4:17</i> | <b>127</b> | <b>Lesson 16</b><br><i>David Writes Psalms, Psalm 150</i>                |
| <b>55</b> | <b>Lesson 7</b><br><i>Plagues, Exodus 5:1–13:16</i>          | <b>135</b> | <b>Lesson 17</b><br><i>Esther Becomes Queen,<br/>Esther 1:1–2:18</i>     |
| <b>63</b> | <b>Lesson 8</b><br><i>Red Sea, Exodus 13:17–15:21</i>        | <b>143</b> | <b>Lesson 18</b><br><i>Esther Saves Her People,<br/>Esther 2:19–10:3</i> |
| <b>71</b> | <b>Lesson 9</b><br><i>Food in the Desert,<br/>Exodus 16</i>  | <b>151</b> | <b>Lesson 19</b><br><i>Jonah and the Big Fish, Jonah 1–2</i>             |
| <b>79</b> | <b>Lesson 10</b><br><i>A New Home, Joshua 1–4</i>            | <b>159</b> | <b>Lesson 20</b><br><i>Jonah Preaches in Nineveh,<br/>Jonah 3–4</i>      |



# LESSON 4

## WORKSHEETS 16-19

*Bible Story: Tower of Babel, Genesis 11:1-9*

**LESSON 4**  
**WORKSHEET 16**

NAME \_\_\_\_\_

\_\_\_\_\_

\_\_\_\_\_

Trace the word duck with your finger. Color the duck yellow.




duck


NAME \_\_\_\_\_

**LESSON 4**  
**WORKSHEET 17**


Circle the yellow duck.



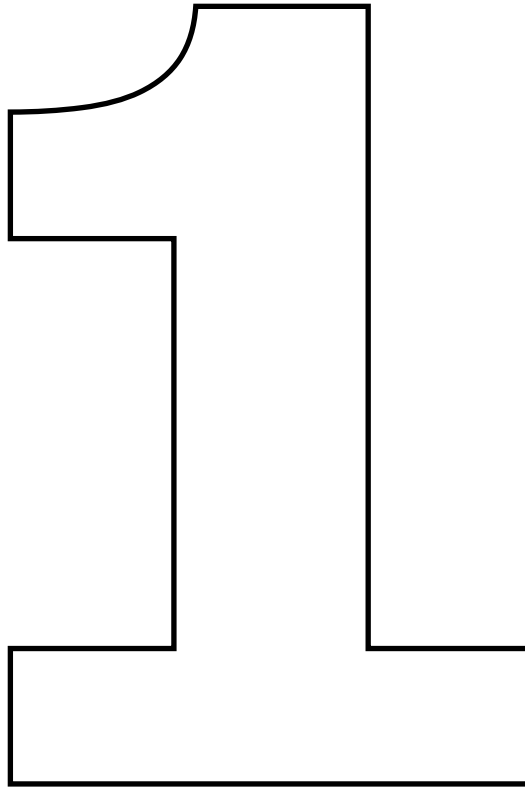
Circle the green duck.



Circle the blue duck.



Trace the number 1. Trace the word one with your finger.  
Count the number of ducks. Color the number 1.




one





NAME \_\_\_\_\_

**LESSON 4**  
**WORKSHEET 18**

Circle the smallest tower. Color the largest tower.



Count each group of ducks. Circle the picture of one duck.  
Color the ducks.






In the picture below, have the student identify the mom, dad, and baby.




NAME \_\_\_\_\_

**LESSON 4**  
**WORKSHEET 19**

Color the Tower of Babel picture.







# LESSON 5

## WORKSHEETS 21-24

*Bible Story: Moses, Exodus 2:1-10*


**LESSON 5**  
**WORKSHEET 21**

NAME \_\_\_\_\_

\_\_\_\_\_

\_\_\_\_\_

Trace the word cow with your finger. Color the cow.

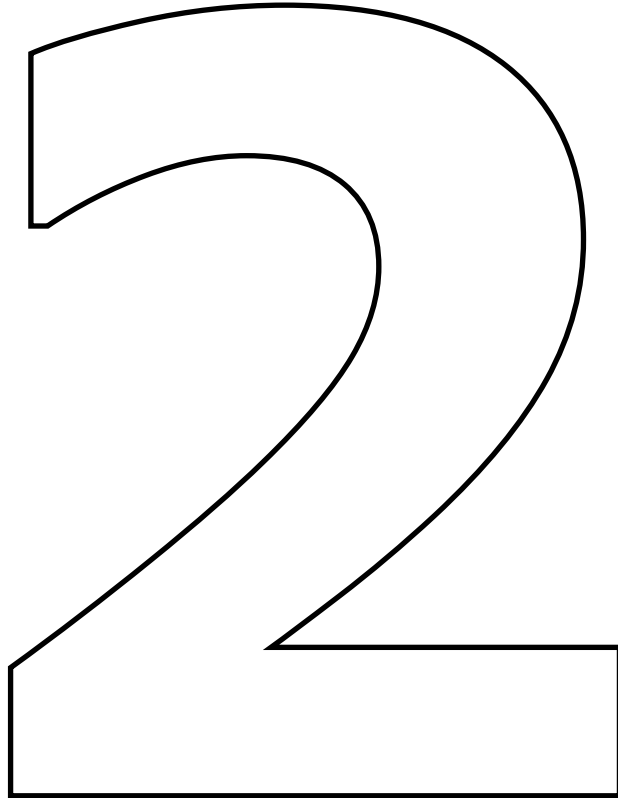


**COW**



NAME \_\_\_\_\_

**LESSON 5**  
**WORKSHEET 22**

Trace the number 2. Trace the word two with your finger.  
Count the number of cows. Color the number 2.



two



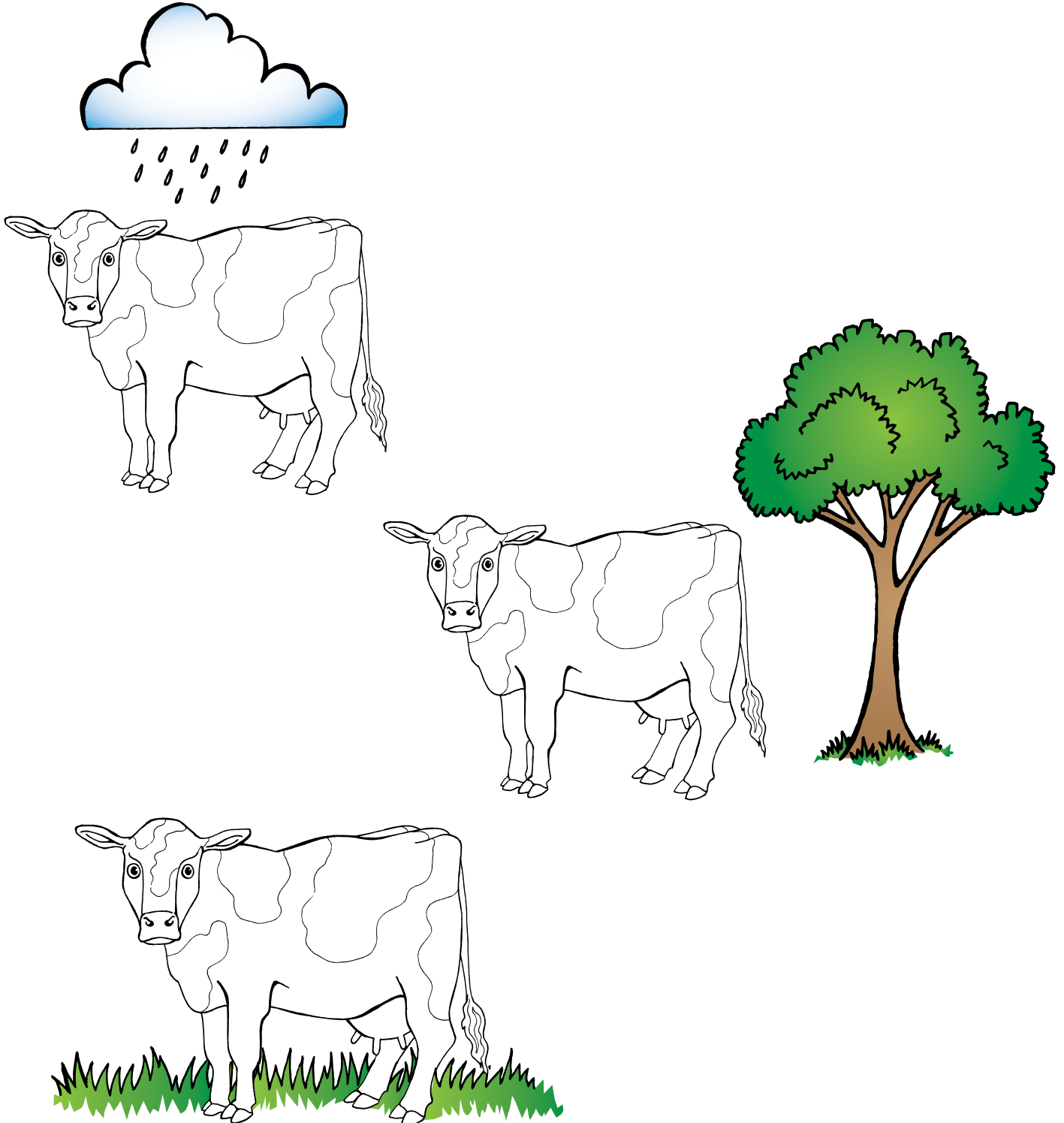
Identify the following people in the picture:  
mother, father, children, grandmother, and grandfather.



NAME \_\_\_\_\_




**LESSON 5**  
**WORKSHEET 23**

Point to the cow that is under the cloud. Point to the cow that is next to the tree. Point to the cow that is on the grass. Color the cows.





Count each group of camels. Circle the picture of three camels.  
Color the camels.



NAME \_\_\_\_\_

**LESSON 5**  
**WORKSHEET 24**

Circle the following objects in the picture:  
baby, crown, pyramids, sandals, and basket.







# **LESSON 6**

## **WORKSHEETS 26-29**

*Bible Story: Burning Bush, Exodus 2:11-4:17*


**LESSON 6**  
**WORKSHEET 26**

NAME \_\_\_\_\_

\_\_\_\_\_

\_\_\_\_\_

Trace the word sun with your finger. Color the sun.

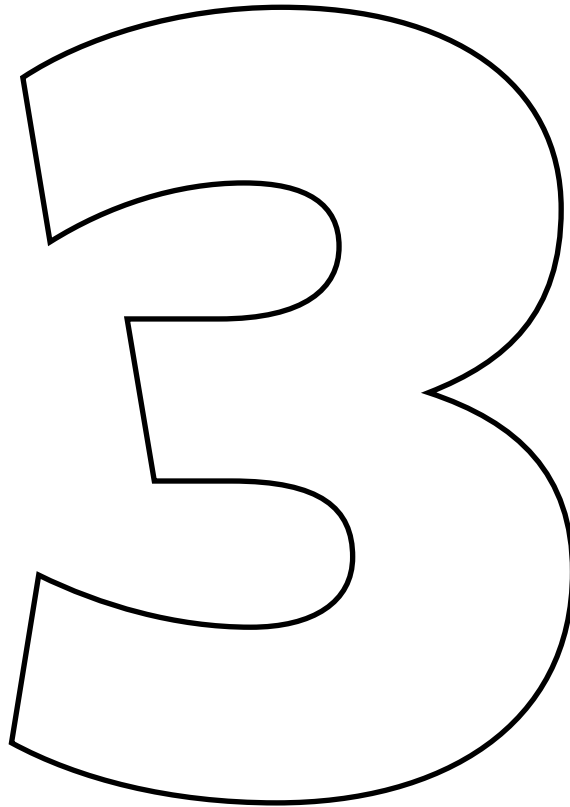


sun


NAME \_\_\_\_\_

**LESSON 6**  
**WORKSHEET 27**

Trace the number 3. Trace the word three with your finger.  
Count the number of suns. Color the number 3.



three




Identify the head, arms, legs, feet, and hands on the person.



NAME \_\_\_\_\_

**LESSON 6**  
**WORKSHEET 28**

Color the sun in the sky.  
Color the flowers in the picture.






Draw a line to match the color with fruit that is the same color.  
Name the colors. Name the fruits.



Color the picture of Moses and the burning bush.







# LESSON 7

## WORKSHEETS 31-34

*Bible Story: Plagues, Exodus 5:1-13:16*


**LESSON 7**  
**WORKSHEET 31**

NAME \_\_\_\_\_

\_\_\_\_\_

\_\_\_\_\_

Trace the word star with your finger.  
Count the points on the star. Color the star.



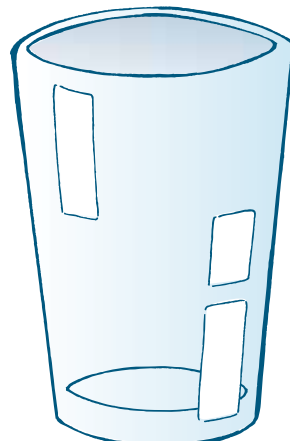
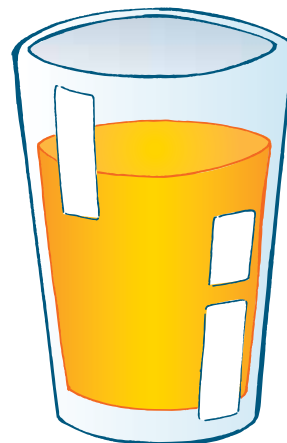
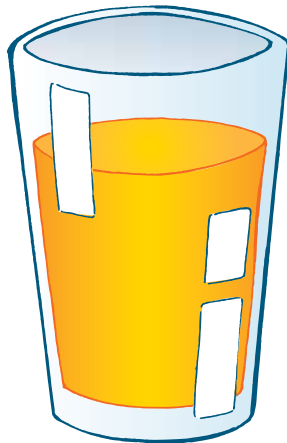
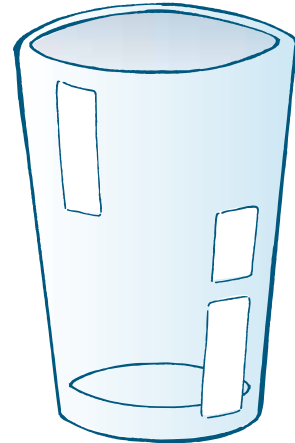
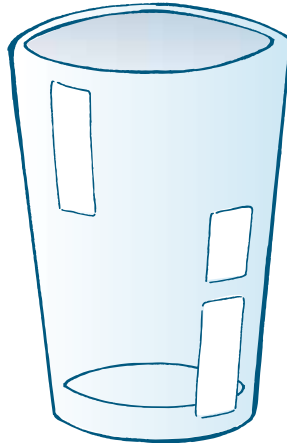

star

NAME \_\_\_\_\_





# LESSON 7

## WORKSHEET 32

Circle the glasses that are full of juice.  
Put an X over the glasses that are empty.



Match the clothing items. The student can do this either verbally or by drawing a line.



NAME \_\_\_\_\_





**LESSON 7**  
**WORKSHEET 33**

Count and color four stars in the picture.





Draw a line between the items which have the same two colors.




NAME \_\_\_\_\_

# LESSON 7

## WORKSHEET 34

Find the plagues in the picture.







# **LESSON 8**

## **WORKSHEETS 36-39**

*Bible Story: Red Sea, Exodus 13:17-15:21*


**LESSON 8**  
**WORKSHEET 36**

NAME \_\_\_\_\_

\_\_\_\_\_

\_\_\_\_\_

Trace the word moon with your finger. Color the moon.



moon


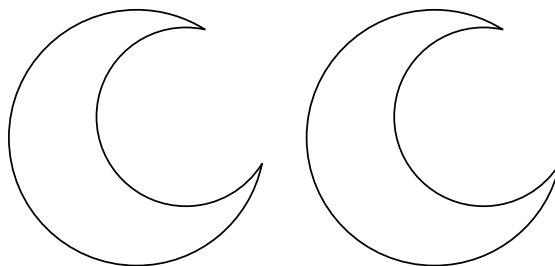
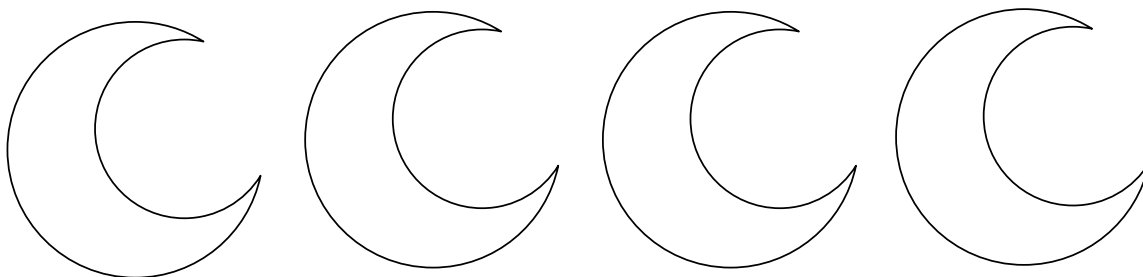

NAME \_\_\_\_\_

**LESSON 8**  
**WORKSHEET 37**

Color the moon in the picture yellow. Color the stars blue.



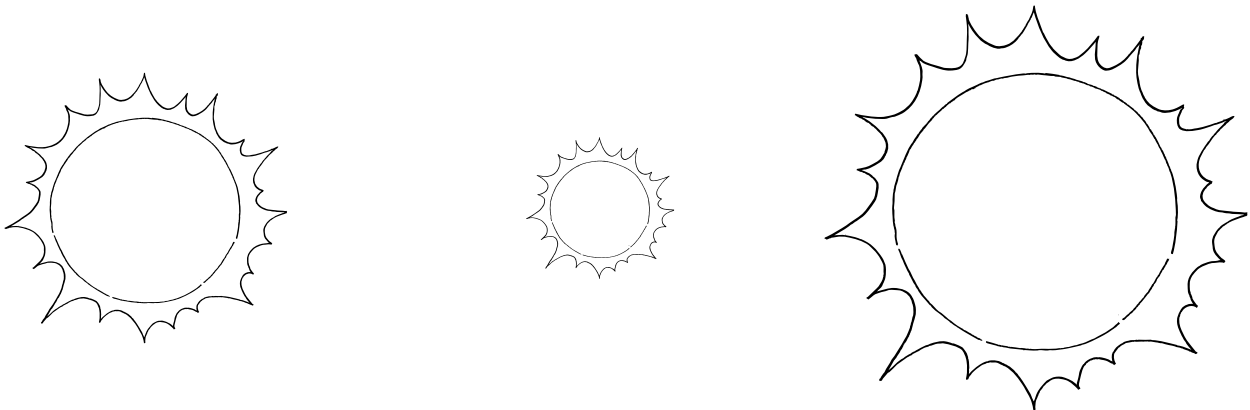


Circle the group of five moons. Color the moons.



NAME \_\_\_\_\_

**LESSON 8**  
**WORKSHEET 38**

Circle the largest star in the top row. Circle the largest moon in the middle row. Circle the largest sun in the bottom row.  
When you are finished, color the pictures.





Match the items you would use for a meal.



With a brown crayon, draw a dry path down the middle of the picture.

