

Horizons

Penmanship

1

Student Book

Author:

Mary Ellen Quint, Ph.D.

Editor:

Alan Christopherson, M.S.

Graphic Design:

Jennifer L. Davis

Illustration:

Kyle Bennett JoAnn Cumming Karen Eubanks

Alpha Omega Publications, Inc. • Rock Rapids, IA

Permission to print copies of this PDF is given only to those who have purchased the materials and are awaiting the arrival of a shipment.
The printed copies and this PDF may not be sold or redistributed.

Scripture taken from the HOLY BIBLE, NEW INTERNATIONAL VERSION,
Copyright © 1973, 1978, 1984 by International Bible Society.
Used by permission of Zondervan Publishing House.

Penmanship 1 Student Book
© MM by Alpha Omega Publications, Inc.® All rights reserved.
804 N. 2nd Ave. E., Rock Rapids, IA 51246-1759

No part of this publication may be reproduced, stored in an electronic retrieval system, or transmitted in any form by any means—electronic, mechanical, photocopy, recording or otherwise—without the prior written permission of Alpha Omega Publications, Inc. Brief quotations may be used in literary review.

Printed in the United States of America

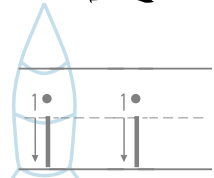
ISBN 978-0-7403-0204-6

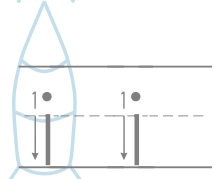
Permission to print copies of this PDF is given only to those who have purchased the materials and are awaiting the arrival of a shipment.
The printed copies and this PDF may not be sold or redistributed.

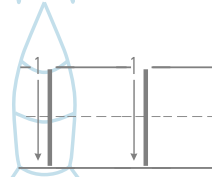


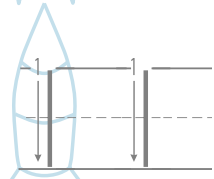
Lesson 21

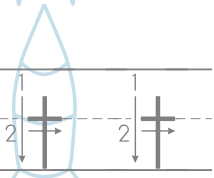
Name: _____

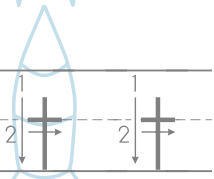











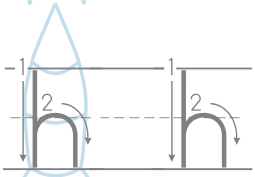
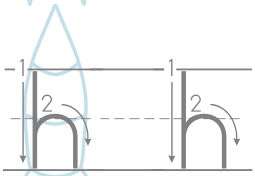
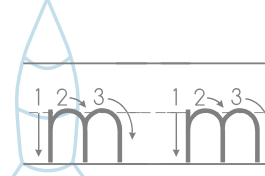
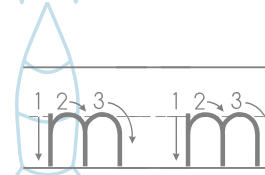
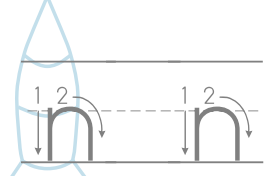
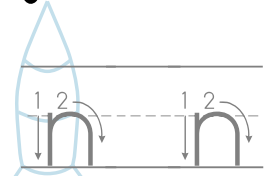


i i i i i



Lesson 22

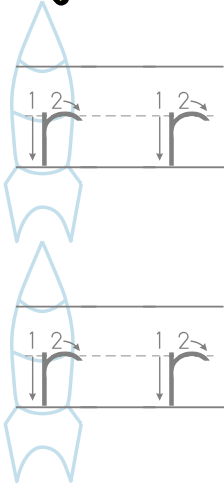
Name: _____

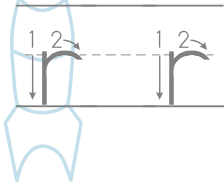


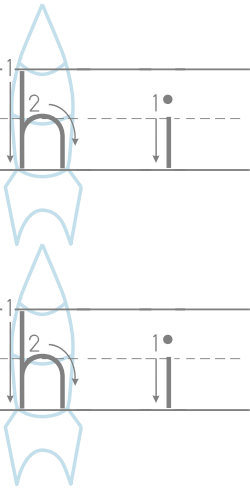


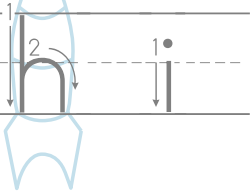
Lesson 23


Name: _____











Lesson 24



Name: _____

a b c d e a b c d e

g h i g h i g h i

it it it it it it it it

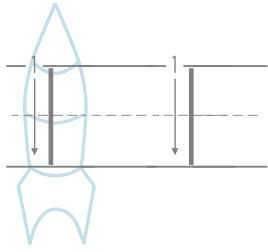
ham man ran tan

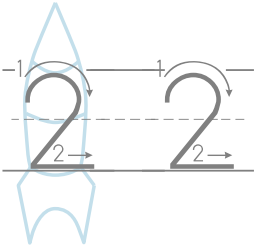


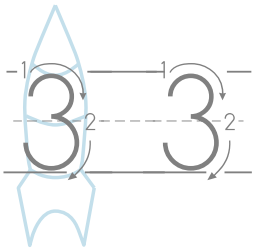
Lesson 25

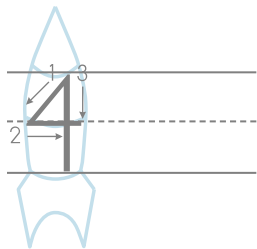


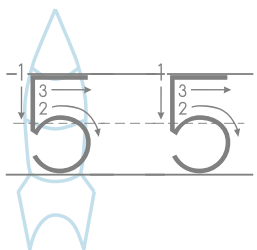
Name: _____

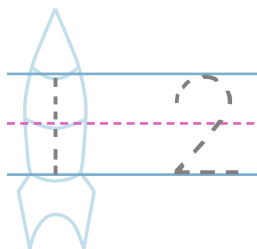



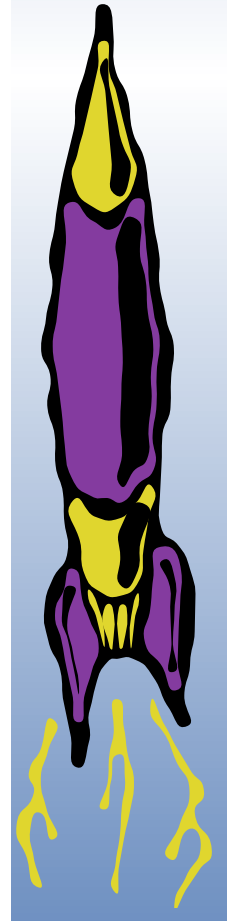















Lesson 26



Name: _____

Handwriting practice row for lowercase letter 'v'. It features a blue boat icon on the left. The row contains eight 'v' characters: the first is solid with a vertical arrow pointing down from the top, and the remaining seven are dashed for tracing.

Handwriting practice row for lowercase letter 'v'. It features a blue boat icon on the left. The row contains two solid 'v' characters, each with a vertical arrow pointing down from the top, followed by blank space for independent practice.

Handwriting practice row for lowercase letter 'w'. It features a blue boat icon on the left. The row contains eight 'w' characters: the first two are solid with vertical arrows pointing down from the top of each hump, and the remaining six are dashed for tracing.

Handwriting practice row for lowercase letter 'w'. It features a blue boat icon on the left. The row contains two solid 'w' characters, each with vertical arrows pointing down from the top of each hump, followed by blank space for independent practice.

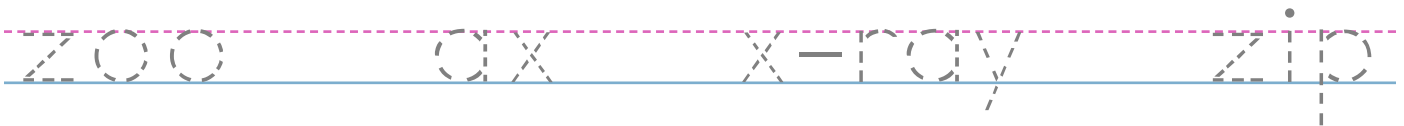
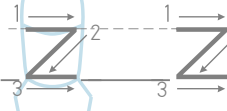
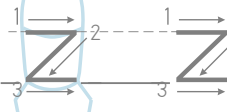
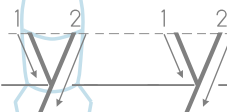
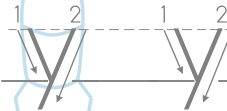
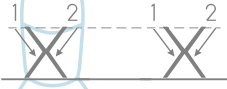
Handwriting practice row for lowercase letters 'v' and 'w'. It features a blue boat icon on the left. The row contains seven pairs of 'v' and 'w' characters: the first pair is solid with arrows, and the remaining six pairs are dashed for tracing.

Handwriting practice row for lowercase letters 'v' and 'w'. It features a blue boat icon on the left. The row contains two solid 'v' and 'w' characters with arrows, followed by blank space for independent practice.

Handwriting practice row for words. The words 'we', 'van', 'wet', and 'vet' are written in dashed letters for tracing across the handwriting lines.

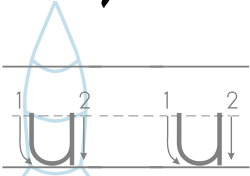


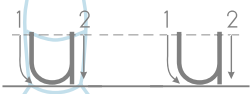
Lesson 27 Name: _____

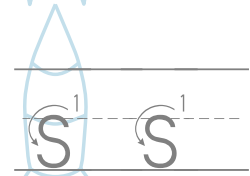




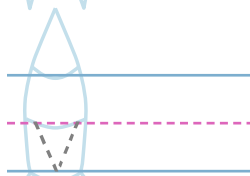
Lesson 28 Name: _____

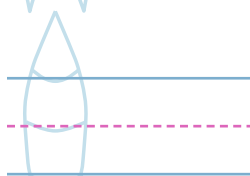


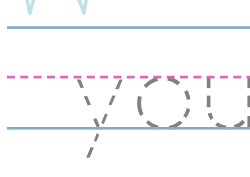














Lesson 29 Name: _____

s t u v w x y z

yes yet set set

! ? ! ? ! ? ! ?


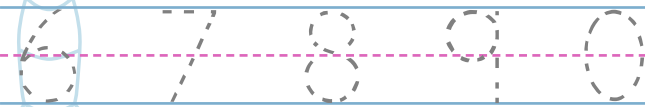
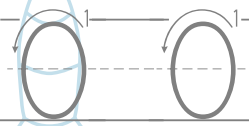
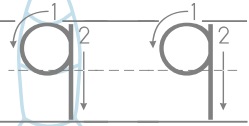
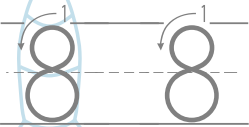
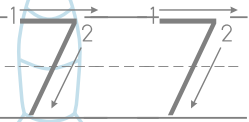
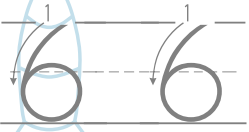
• , • , • , • , • ,

• , • , • , • , • , • ,

! ? • , • ,



Lesson 30 Name: _____

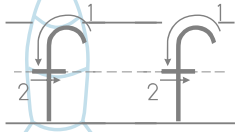




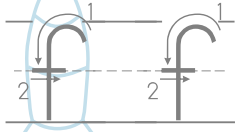
Lesson 31

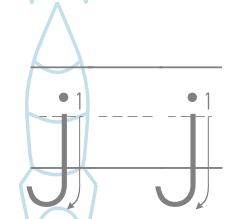


Name: _____

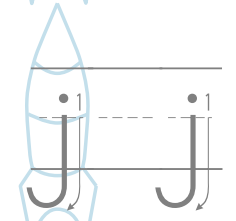


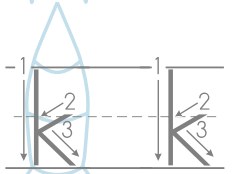
f f f f f f f



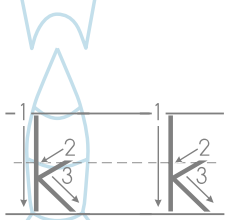


j j j j j j j






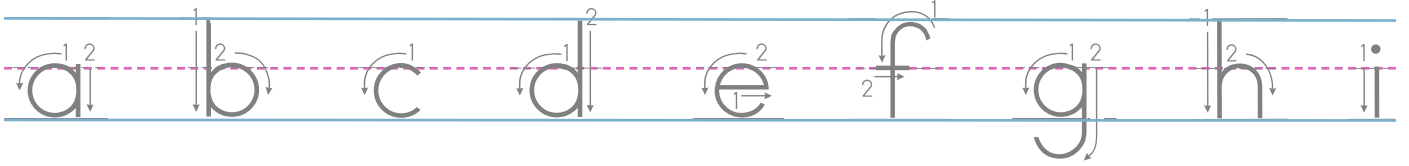
k k k k k k k

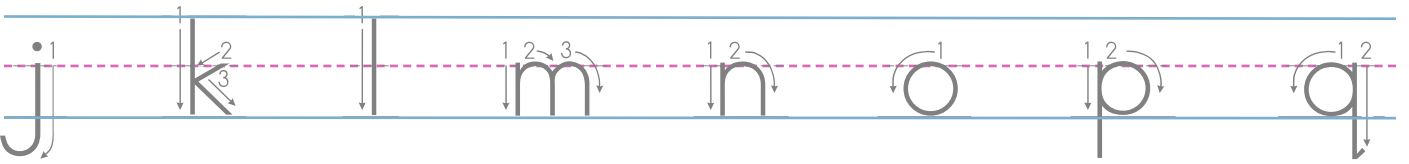


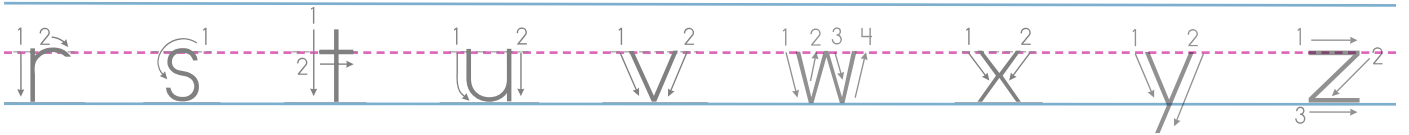
fan fat fit fun

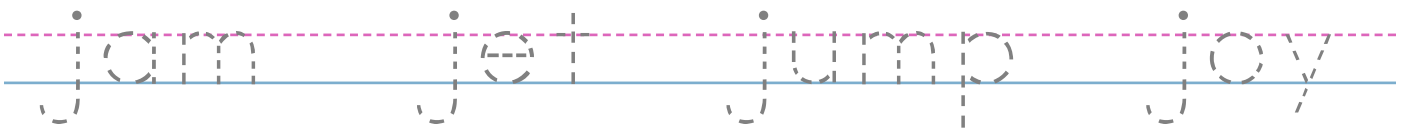


Lesson 32 ✖ Name: _____











Lesson 33

Name: _____

a b c d e f g h i

j k l m n o p q

r s t u v w x y z

kit ask back sock



Lesson 34 ✖ Name: _____

do ad add dad

ace odd doe code

cab dab pad bad

go dog pod bag

it lit bit pit

mat hat bat pat

met pet rat art

ham man ran tan



Lesson 35



Name: _____

we van wet vet

zoo ax x-ray zip

you us so see

yes yet sat set

fan fat fit fun

jam jet jump joy

kit ask back sock

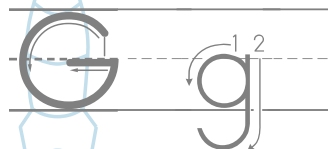
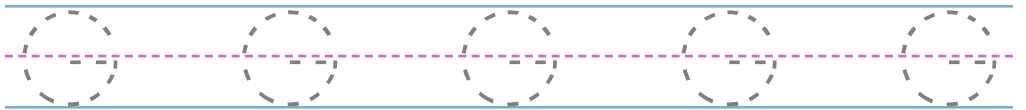
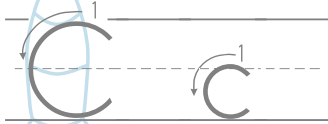
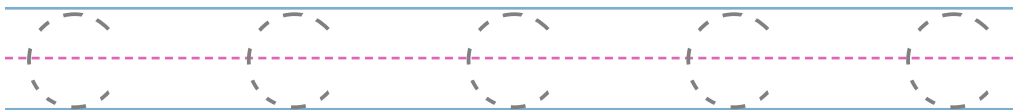
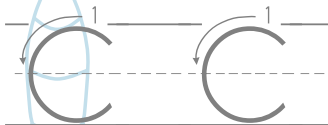
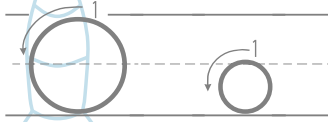
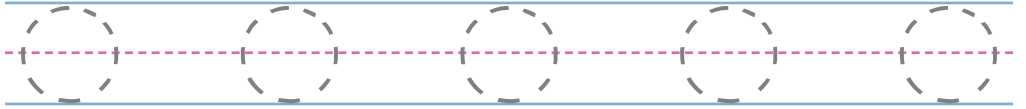
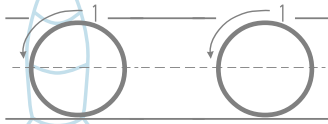
1 2 3 4 5 6 7 8 9 0




Lesson 36



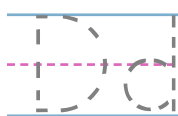
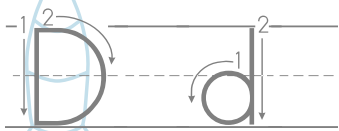
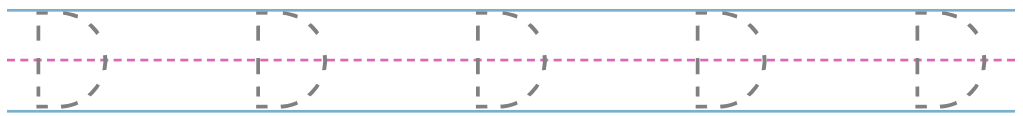
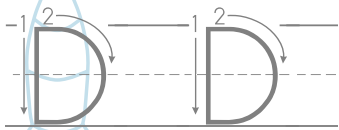
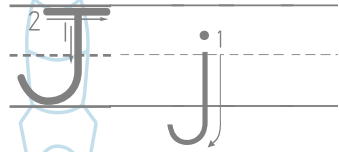
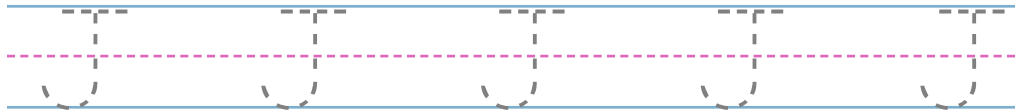
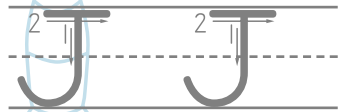
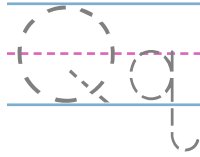
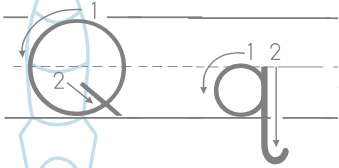
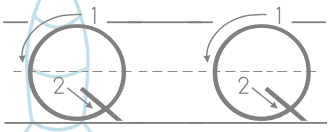
Name: _____





Lesson 37

Name: _____

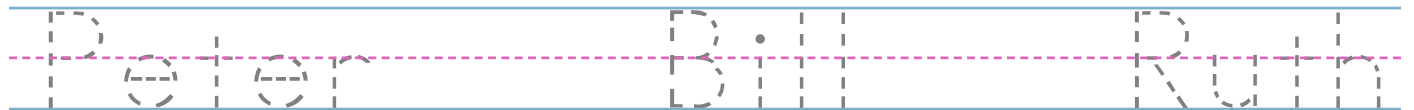
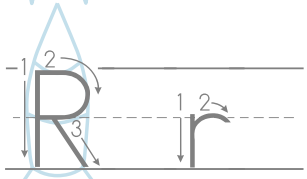
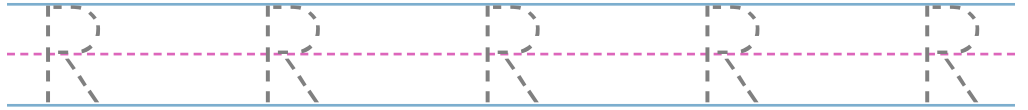
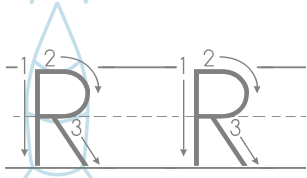

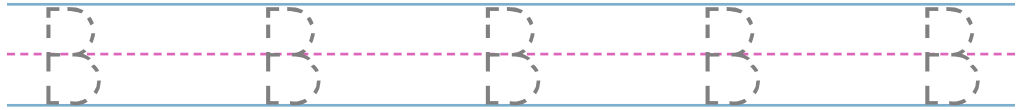
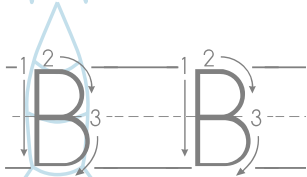
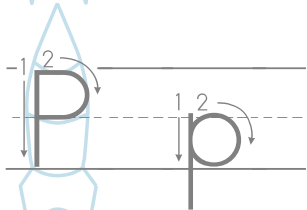
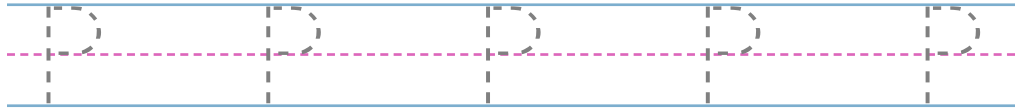
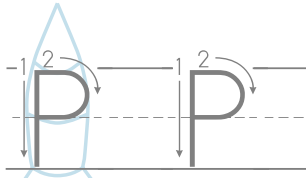


David Jill Queen



Lesson 38


Name: _____





Lesson 39

Name: _____



God is love.

1 John 4:16



God is love.

1 John 4:16



Lesson 40



Name: _____

