





# BJU CURRICULUM KINDERGARTEN




# Color Patterns

Name \_\_\_\_\_

Copy the color pattern.









Copy each color pattern.



# More & Fewer

Name \_\_\_\_\_

Circle the group that has more.  
Put an X on the group that has fewer.

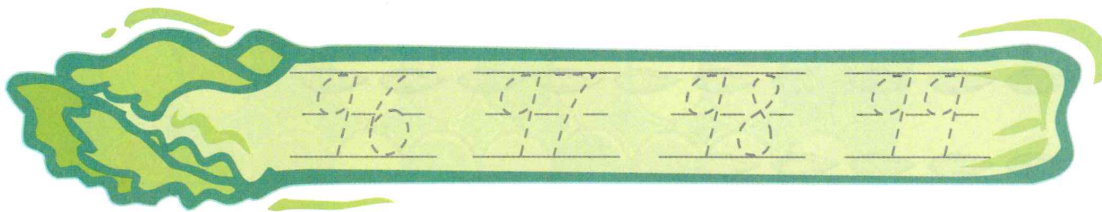
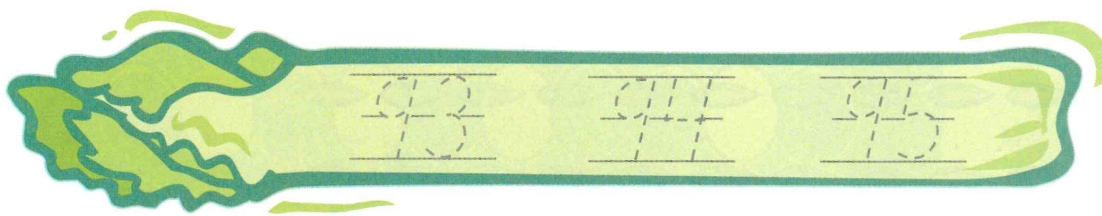





# Numbers 90–99

Name \_\_\_\_\_

Trace the numbers.



Write the missing numbers.



# Subtraction Patterns

Name \_\_\_\_\_

Complete each subtraction sentence.



4

—



0

=



\_\_\_\_\_



4

—



\_\_\_\_\_

=



\_\_\_\_\_




4

—



\_\_\_\_\_

=



\_\_\_\_\_



4

—



\_\_\_\_\_

=




\_\_\_\_\_

© Pearson Education, Inc. or its affiliate(s). All rights reserved.




# Cone Shapes

Name \_\_\_\_\_



cone

Circle the cone-shaped object in each row.





# Nickels

Name \_\_\_\_\_

Chapter

17



5¢



Draw a line from each price to the correct basket of fruit.

