


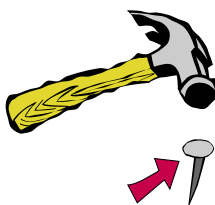



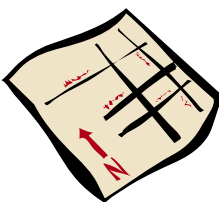

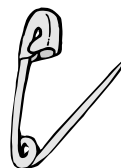
# Lesson

## Beginning Consonant/Vowel Sounds



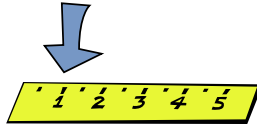

Name: \_\_\_\_\_



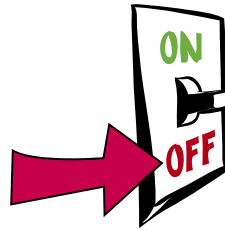
Say the name of each picture. Print the capital and lowercase **consonant** letters for its **beginning** sound.






2 Say the name of each picture. Print the capital and lowercase **vowel** letters for its **beginning** sound.



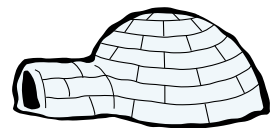


Handwriting practice lines for the first row of images.



Handwriting practice lines for the second row of images.






Handwriting practice lines for the third row of images.



Handwriting practice lines for the fourth row of images.

**3** Say the name of each picture. Finish the words under each picture with the short vowel sound.



b    d    g    m    h    t    b    t    p    g

**4** Practice reading these beginning blends. Use the short vowel sound.

b + a = ba  
 b + o = bo  
 a + b = ab  
 o + b = ob

d + a = da  
 d + o = do  
 a + d = ad  
 o + d = od

n + a = na  
 n + o = no  
 a + n = an  
 o + n = on

**5** Add the ending sounds.

bă__	dă__	nă__	bö__	dö__	nö__
ba <b>a</b>	da <b>b</b>	na <b>b</b>	bo <b>b</b>	do <b>b</b>	no <b>b</b>
Ba <b>b</b>	da <b>d</b>	Na <b>d</b>	Bo <b>b</b>	do <b>d</b>	no <b>d</b>
ba <b>d</b>	Da <b>n</b>	Na <b>n</b>	bo <b>d</b>	do <b>n</b>	no <b>n</b>
ba <b>n</b>			bo <b>n</b>	Do <b>n</b>	



Practice reading these ending blends. Use the short vowel sound.

a + b = ab

o + b = ob

a + d = ad

o + d = od

a + n = an

o + n = on



Add the beginning sounds.

\_\_ăb

Bab

dab

nab

\_\_ăd

ad

add

bad

dad

Nad

\_\_ăn

an

ban

Dan

Nan

\_\_ôb

bob

Bob

dob

nob

\_\_ôd

odd

bod

dod

nod

\_\_ôn

on

bon

don

Don

non





Name: \_\_\_\_\_



Say the name of each picture. Write the capital and lowercase letters for its **middle** consonant sound.



\_\_\_\_\_

\_\_\_\_\_

\_\_\_\_\_

\_\_\_\_\_

\_\_\_\_\_

\_\_\_\_\_

\_\_\_\_\_


\_\_\_\_\_

\_\_\_\_\_

\_\_\_\_\_

\_\_\_\_\_

\_\_\_\_\_



\_\_\_\_\_

\_\_\_\_\_

\_\_\_\_\_

\_\_\_\_\_

\_\_\_\_\_

\_\_\_\_\_

\_\_\_\_\_

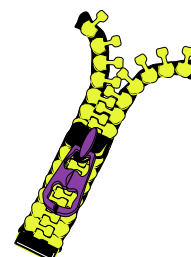


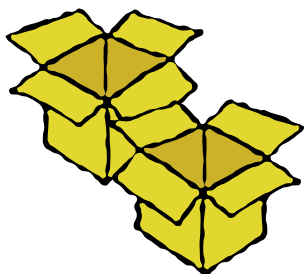
\_\_\_\_\_

\_\_\_\_\_

\_\_\_\_\_

\_\_\_\_\_

\_\_\_\_\_



\_\_\_\_\_

\_\_\_\_\_

\_\_\_\_\_

\_\_\_\_\_

\_\_\_\_\_

\_\_\_\_\_

\_\_\_\_\_

\_\_\_\_\_

\_\_\_\_\_

\_\_\_\_\_

\_\_\_\_\_

\_\_\_\_\_



\_\_\_\_\_

\_\_\_\_\_

\_\_\_\_\_

\_\_\_\_\_

\_\_\_\_\_

\_\_\_\_\_

\_\_\_\_\_

\_\_\_\_\_

\_\_\_\_\_

\_\_\_\_\_

\_\_\_\_\_

\_\_\_\_\_

## 2

Practice reading these beginning blends. Use the short vowel sound.

f + a = fa
h + a = ha
t + a = ta

f + o = fo
h + o = ho
t + o = to

f + e = fe
h + e = he
t + e = te

f + i = fi
h + i = hi
t + i = ti

## 3

Add the ending sounds.

fă__
fab
fad
fan
fat

fö__
fob

fě__
fed

fı__
fib
fin
fit

hă__
had
hat

hő__
hob
hot

hě__
hen

hı__
hid
hit

tă__
tab
tad
Tad
tan

tő__
Todd
tot

tě__
Ted
ten

tı__
tiff
tin



**4 Practice reading these ending blends. Use the short vowel sound.**

a + b = ab
a + d = ad
a + t = at

e + b = eb
e + d = ed
e + t = et

i + b = ib
i + d = id
i + t = it

o + f = of
o + d = od
o + t = ot




**5 Add the beginning sounds.**

__ăb	__ăt	__öd	__öt	__öd	__ët
nab	at	odd	dot	Ed	bet
tab	bat	nod	hot	bed	net
	hat	Todd	not	fed	
	Nat		tot	Ned	

__īb	__īd	__īt
bib	id	bit
nib	bid	fit
fib	hid	nit



Draw a line to match the words that rhyme.



Nan

dab

hid

Ron

fat

Bob

red

bib

sad

bet

rob

lid

fed

rib

bat





lad

fan

net

nab

Don





Lesson






Ending Consonant Sounds

Name: \_\_\_\_\_



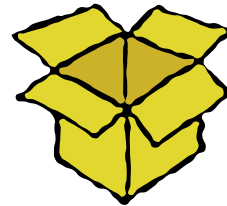

Say the name of each picture. Write the lowercase letter for its **ending** sound.



\_\_\_\_\_

\_\_\_\_\_



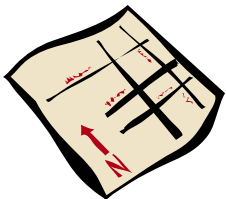
\_\_\_\_\_



\_\_\_\_\_

\_\_\_\_\_

\_\_\_\_\_



\_\_\_\_\_






\_\_\_\_\_

\_\_\_\_\_




Now think of some words that end in **x, p, k, or m**.

**3** Review the beginning letter sounds. Write the **beginning** lowercase letter for each picture.



**4** Review the middle letter sounds. Write the **middle** lowercase letter for each picture.



**5** Practice reading these beginning blends. Use the short vowel sound.

l + a = la

m + a = ma

m + u = mu

l + o = lo

m + e = me

s + a = sa

l + e = le

m + i = mi

s + e = se

l + i = li

m + o = mo

s + o = so



### Add the ending sounds.

lă__	lǒ__	lě__	lǐ__	mă__	mě__
lab	lob	led	lid	mass	men
lad	Lon	Len	lit	mad	mess
lam	lot	let		mat	met

mǒ__	mǔ__	să__	sǐ__	sǒ__	sǔ__
mob	mud	sad	Sid	sob	sum
mod	mum	Sal	sin	sod	sun
mom	mutt	Sam	sit		sub



### Practice reading these ending blends. Use the short vowel sound.

u + m = um	u + d = ud	u + t = ut	u + s = us
------------	------------	------------	------------



### Add the beginning sounds.

__ ŭm	__ ŭd	__ ŭt	__ ŭs
bum	bud	but	bus
hum	dud	hut	fuss
mum	mud	mutt	muss
sum		nut	



Draw a line to match the pictures to the words.




bib



bed

mess



hat



bus



dad

hen




hot







fat

fuss




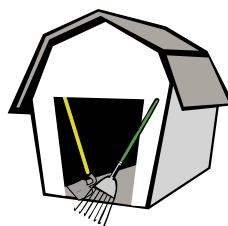








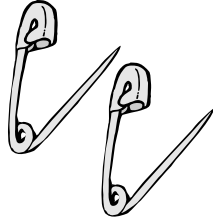



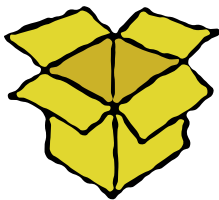


Draw a **circle** around the pictures that have the sound of short **ă**.


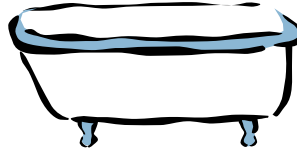






Draw a **square** around the pictures that have the sound of short **ě**.




**3****Draw an X through the pictures that have the sound of short i.****4****Underline the pictures that have the short sound of o.**

**5** Circle the pictures that have the short sound of **ū**.

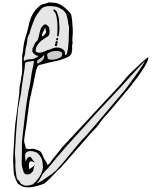


**6** Draw lines to match the short vowel words with their pictures.


hat  
bat  
fat




pig  
dip  
pin



pot  
doll  
dot



jet  
net  
nut



cut  
mug  
but



bus  
run  
sun





Read the list of words. Write each word under the correct short vowel sound.

## Word List

bed  
bib  
cat

hen  
hot  
hut

lab  
lid  
mad

met  
mop  
mud

pig  
sod  
sum

Short ä

\_\_\_\_\_

-----

\_\_\_\_\_

-----

\_\_\_\_\_

-----

\_\_\_\_\_

-----

Short ě

\_\_\_\_\_

-----

\_\_\_\_\_

-----

\_\_\_\_\_

-----

\_\_\_\_\_

-----

Short ĭ

\_\_\_\_\_

-----

\_\_\_\_\_

-----

\_\_\_\_\_

-----

\_\_\_\_\_

-----

Short ֆ

\_\_\_\_\_

-----

\_\_\_\_\_

-----

\_\_\_\_\_

-----

\_\_\_\_\_

-----

Short ů

\_\_\_\_\_

-----

\_\_\_\_\_

-----

\_\_\_\_\_

-----

\_\_\_\_\_

-----










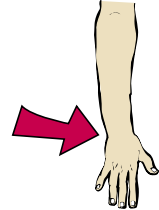




Draw a **circle** around the pictures that have the long **a** sound. Long **a** says its name.







Draw a **square** around the pictures that have the long **e** sound. Long **e** says its name.






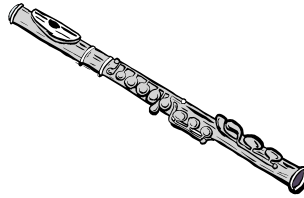

**3** Draw an **X** through the pictures that have the long **i** sound. Long **i** says its name.



**4** **Underline** the pictures that have the long **o** sound. Long **o** says its name.



**5** Circle the pictures that have the long ū sound. Long ū says its name.



**6** Practice reading these beginning blends. Use the short vowel sound.

p + a = pa  
r + a = ra

p + o = po  
r + o = ro

p + e = pe  
r + e = re

p + i = pi  
r + i = ri

p + u = pu  
r + u = ru

**7** Add the ending sounds.

pă\_\_\_  
pad  
pal  
pan  
Pat

pö\_\_\_  
pod  
pog  
pop  
pot

pě\_\_\_  
peg  
pen  
pep  
pet

pĩ\_\_\_  
pig  
pill  
pin  
pip

pŭ\_\_\_  
pub  
pug  
pun  
pup

ră__	rö__	rě__	rǐ__	rŭ__
rad	rob	red	rib	rub
rag	rod	rep	rig	rug
ran	Ron		rim	Russ
rap	rot		rip	rut



**Practice reading these ending blends. Use the short vowel sound.**

a + p = ap	o + p = op	e + p = ep	i + p = ip	u + p = up
------------	------------	------------	------------	------------



**Add the beginning sounds.**

__ăp	__öp	__ěp	__ǐp	__ŭp
cap	bop	pep	dip	up
gap	cop	rep	hip	cup
lap	nop		Kip	pup
nap	top		sip	sup



## Rule:

In words that have a **vowel**, a **consonant**, and an **e** at the end, the first vowel sound is long and the **e** is silent. Examples: **tāpē**, **rīdē**, **bōnē**, and **tūbē**.



Read the short vowel words. Add a **silent e**, cross it out, and make a straight line over the vowel to show that it has the long sound. Read the words to your teacher.

rip

pin

kit

pan

fin

rid

hid

bit

cut

tot

cub

dim

ton

hop

mop

rod

rob

cap

tap


mat

rat




mad

fad

tub



2 Look at the pictures. Add a *silent e* to each word, cross it out, and make a straight line over the vowel to show that it has the long sound.




bon

cak

kit

plat



rob

con

mul

rop





**3 Practice reading these beginning blends. Use the short vowel sound.**

j + a = ja

j + o = jo

j + e = je

j + i = ji

j + u = ju



**4 Add the ending sounds.**

jă__
jab
Jan
jax

jö__
job
jog
Jon
jot

jě__
Jeb
Jed
Jen
jet

jǐ__
ji <b>b</b>
ji <b>f</b>
Jim
Ji <b>p</b>

jů__
ju <b>g</b>
ju <b>t</b>



**5 Practice reading these beginning blends. Use the short vowel sound.**

v + a = va  
v + o = vo

v + e = ve  
v + i = vi

w + a = wa  
w + o = wo

w + e = we  
w + i = wi



**6 Add the ending sounds.**

vă__
vac
van
vat

vö__
Von
vox

vě__
vet
vex

vǐ__
vim

wǎ\_\_\_  
wad  
wag  
wall  
wax

wǒ\_\_\_  
won

wě\_\_\_  
web  
wed  
wet

wǐ\_\_\_  
will  
wip  
wit



**Practice reading these beginning blends. Use the short vowel sound.**

y + a = ya  
y + o = yo

y + e = ye  
z + a = za

z + e = ze  
z + i = zi



**Add the ending sounds.**

yǎ\_\_\_  
yam  
yap

yǒ\_\_\_  
yon

yě\_\_\_  
yes  
yet

zǎ\_\_\_  
zag  
zap

zě\_\_\_  
Zen

zǐ\_\_\_  
zip





Lesson

Hard & Soft Sounds of  
c & g









Name: \_\_\_\_\_

**Rule:**

When **c** is followed by **e**, **i**, or **y**, it makes the soft sound as in the word **city**. When **c** is followed by **a**, **u**, or **o**, or a **consonant**, it makes the hard sound as in the word **cat**.





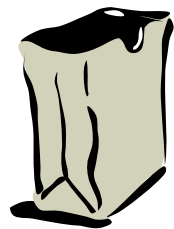






**Underline** the pictures that have the sound of **hard c**. Draw a **circle** around the pictures that have the **soft c** sound.



## Rule:

When **g** is followed by **e**, **i** or **y**, it makes the soft sound as in the word **giraffe**. When **g** is followed by **a**, **u**, or **o**, or a **consonant**, it makes the **hard** sound as in the word **gum**.

**2** **Underline** the pictures that have the sound of **soft g**. Draw a **square** around the pictures that have the sound of **hard g**.





Use the words from the list to complete the crossword puzzle.

face


cane

gems

cake

gum

slice



**ACROSS:**


1.




2.



3.

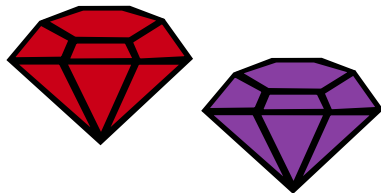


5.



**DOWN:**

1.



4.





Practice reading these ending blends. Use the short vowel sound.

e + v = **ev**

e + x = **ex**

a + x = **ax**

i + x = **ix**

o + x = **ox**

u + x = **ux**



Add the beginning sounds.

\_\_ēv

**B**ev

\_\_āx

a**x**

**f**ax

**l**ax

**M**ax

**s**ax

**t**ax

**w**ax

\_\_ōx

o**x**

**b**ox

**f**ox

**l**ox

**n**ox

**p**ox

**s**ox

**v**ox

\_\_ēx

**h**ex

**R**ex

**T**ex

**v**ex

\_\_īx

**D**ix

**f**ix

**m**ix

**n**ix

**p**ix


**s**ix

\_\_ūx

**l**ux

**t**ux





**Rule:**

A consonant digraph is two consonants that stay together to make their special sound. Consonant digraph **th** can be used at the beginning, middle, or end of a word. Examples: **thin**, **father**, and **path**. Consonant digraph **ch** can be used at the beginning or end of a word. Examples: **chin** and **such**. Consonant digraph **wh** makes the sound you hear in **when** and **whip**.



Look at the pictures below. Circle the correct consonant digraph to show whether the sound is at the **beginning** or at the **end** of the word.



th



th




th

th

th

th




th

th



ch




ch

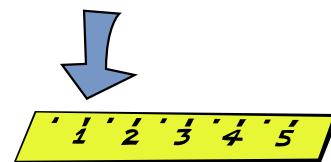
ch

ch

ch



ch






ch

ch



Print the beginning sound under each picture that starts with consonant digraph **wh**.



\_\_\_\_\_

\_\_\_\_\_

\_\_\_\_\_


\_\_\_\_\_

3


Look at the pictures below. Circle the correct beginning consonant digraph.




th ch wh




th ch wh




th ch wh



th ch wh



th ch wh



th ch wh



th ch wh



th ch wh

4

Look at the pictures. Complete the words by writing the **th** at the beginning, the middle, or the end of each word.




fa

er

mo

er

pa



ick



in



ba

# 5

Read each sentence. Use the words from the list to complete the sentences.

## Word List

chums

chess

chill

much

chop

chat

1. Jill and Kim are \_\_\_\_\_.



2. They like each other very \_\_\_\_\_.

3. They like to bake, and they like to play \_\_\_\_\_.


4. They \_\_\_\_\_ with each other as they play.

5. Dad had to \_\_\_\_\_ logs for the fireplace.

6. He did not want us to get a \_\_\_\_\_.

# 6

Look at the pictures. Complete the words by writing the **ch** at the beginning or the end of each word.



pin

lun

at



Add **th** to each of the words below, then read the words to your teacher.

wi mo in ud  
pa ma is at



Add **ch** to each of the words below, then read the words to your teacher.

in aff ip ap  
su ug ri mu



Add **wh** to each of the words below, then read the words to your teacher.

ip iff im am  
en et ip iz



**Rule:**

A vowel pair is two vowels that come together to make one long vowel sound. The first vowel is long, and the second vowel is silent. Examples: **ai/rain**, **ay/say**, **ee/tree**, and **ea/read**.

 Say the name for each picture. Finish the words under each picture with the correct vowel pair.



s \_\_\_\_\_




l p \_\_\_\_\_ nt pl \_\_\_\_\_



sw \_\_\_\_\_ p \_\_\_\_\_



b \_\_\_\_\_



tr \_\_\_\_\_



r \_\_\_\_\_ n \_\_\_\_\_



cr \_\_\_\_\_ k \_\_\_\_\_



t \_\_\_\_\_ th \_\_\_\_\_



r \_\_\_\_\_ d \_\_\_\_\_



sl \_\_\_\_\_ p \_\_\_\_\_



t \_\_\_\_\_ m \_\_\_\_\_

# 2

Write the name of each picture. Use the words from the list.

## Word List

team

seat

leaf




seal

tree




peek

tray

rain



Blank handwriting lines for the first row of images.



Blank handwriting lines for the second row of images.

# 3

Add long e before the vowel in each word to make a new word with the long e sound.

ten

Blank handwriting lines for the word 'ten'.

sat


Blank handwriting lines for the word 'sat'.

mat

Blank handwriting lines for the word 'mat'.

cram

Blank handwriting lines for the word 'cram'.



**4** Add **ay** to each of the words below, then read the words to your teacher.

pl pr tr h  
st m J gr


**5** Draw lines to match the pictures with the words.



teeth




seal



tree

feet



meat



bee



eagle

sleep



team



sweep





**Underline the word that completes each sentence. Write it on the line.**

1. \_\_\_\_\_ like to go to the zoo.  
keep we two

2. The \_\_\_\_\_ are fun to see.  
seals those stay

3. I like the \_\_\_\_\_ best.  
tree eagle make

4. We rest under a shade \_\_\_\_\_.  
box tree have

5. We use the benches for \_\_\_\_\_.  
tent fell seats

6. Our \_\_\_\_\_ get tired after lots of walking.  
feet not time

7. We will \_\_\_\_\_ the lions next.  
read see tree

8. They have big \_\_\_\_\_.  
hat day teeth

9. Then we will \_\_\_\_\_ have a cold drink.  
teach each come

10. We will come \_\_\_\_\_ the animals again soon!  
see then great

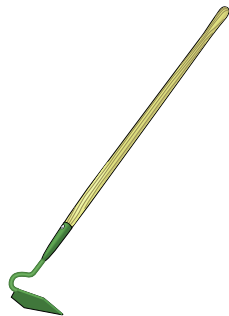


**Rule:**

A vowel pair is two vowels that come together to make one long vowel sound. The first vowel is long, and the second vowel is silent. Examples: **ie/pie**, **oa/boat**, and **oe/toe**.



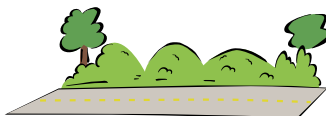
Read the name under each picture. Draw a straight line over the long vowel and draw a line through the silent vowel. Example: **hoe**



hoe




coat




road



pie



doe




toe




toad




boat



goat



soap



toast



tie

**2** Add **oa** to each of the words below, then read the words to your teacher.

t d fl t J n r d  
r st t st s p g t

**3** Add **oe** to each of the words below, then read the words to your teacher.

t h J d

**4** Add **ie** to each of the words below, then read the words to your teacher.

l p d t



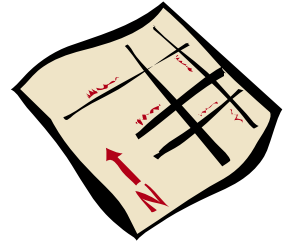



# What do you remember

Test 1  
Lessons 1-10

Name: \_\_\_\_\_







Write the beginning consonant sound for each picture.


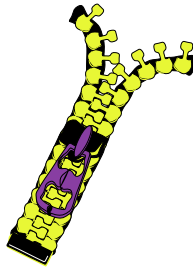




2



Write the ending consonant sound for each picture.



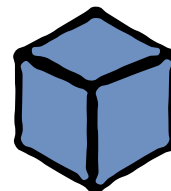


**3** Write the middle consonant sound for each picture.



**4** Draw lines to match the pictures with the words.



- mail
- ice
- wheel
- goat
- cube
- fan
- lips
- shell
- clock
- lunch





**5 Underline the word that completes each sentence. Write it on the line.**


1. sat \_\_\_\_\_  
Sam \_\_\_\_\_  
map \_\_\_\_\_  
My dog is \_\_\_\_\_.



2. brown \_\_\_\_\_  
jump \_\_\_\_\_  
man \_\_\_\_\_  
He is \_\_\_\_\_.


3. bed \_\_\_\_\_  
play \_\_\_\_\_  
can \_\_\_\_\_  
He likes to \_\_\_\_\_.

4. fat \_\_\_\_\_  
bib \_\_\_\_\_  
park \_\_\_\_\_  
We go to the \_\_\_\_\_.



5. wind \_\_\_\_\_  
mitt \_\_\_\_\_  
sat \_\_\_\_\_  
I take my \_\_\_\_\_.

6. wig \_\_\_\_\_  
pig \_\_\_\_\_  
ball \_\_\_\_\_  
My dog and I play \_\_\_\_\_.



7. tap \_\_\_\_\_  
runs \_\_\_\_\_  
nap \_\_\_\_\_  
My dog \_\_\_\_\_ as fast as he can.

8. bath \_\_\_\_\_  
get \_\_\_\_\_  
gas \_\_\_\_\_  
He likes to \_\_\_\_\_ the ball.

9. jet \_\_\_\_\_  
school \_\_\_\_\_  
tan \_\_\_\_\_  
One day I took my dog to \_\_\_\_\_.

10. ball \_\_\_\_\_  
pet \_\_\_\_\_  
tell \_\_\_\_\_  
We were having "show and \_\_\_\_\_."

11. pet \_\_\_\_\_  
liked \_\_\_\_\_  
ham \_\_\_\_\_  
The kids liked to \_\_\_\_\_ my dog.




Read the short vowel words. Add a **silent e**, cross it out, and make a straight line over the vowel to show that it has the long sound.

1. Add silent e to fin:

\_\_\_\_\_

-----

\_\_\_\_\_



2. Add silent e to rob:

\_\_\_\_\_

-----

\_\_\_\_\_

3. Add silent e to mad:

\_\_\_\_\_

-----

\_\_\_\_\_



4. Add silent e to cut:

\_\_\_\_\_

-----

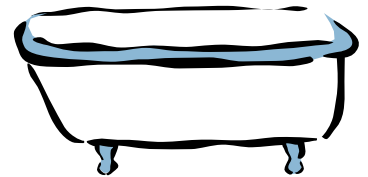
\_\_\_\_\_

5. Add silent e to tub:

\_\_\_\_\_

-----

\_\_\_\_\_



6. Add silent e to bit:

\_\_\_\_\_

-----

\_\_\_\_\_



7. Add silent e to dim:

\_\_\_\_\_

-----

\_\_\_\_\_

8. Add silent e to tap:

\_\_\_\_\_

-----

\_\_\_\_\_

