

Navigation Manual for Virtual Event

VIRTUAL COLLEGE FAIR 2023



Event URL: <https://enlightium.vfairs.com/>

**November 17 , 2023
9 am to 4:30 pm PST**

GETTING STARTED

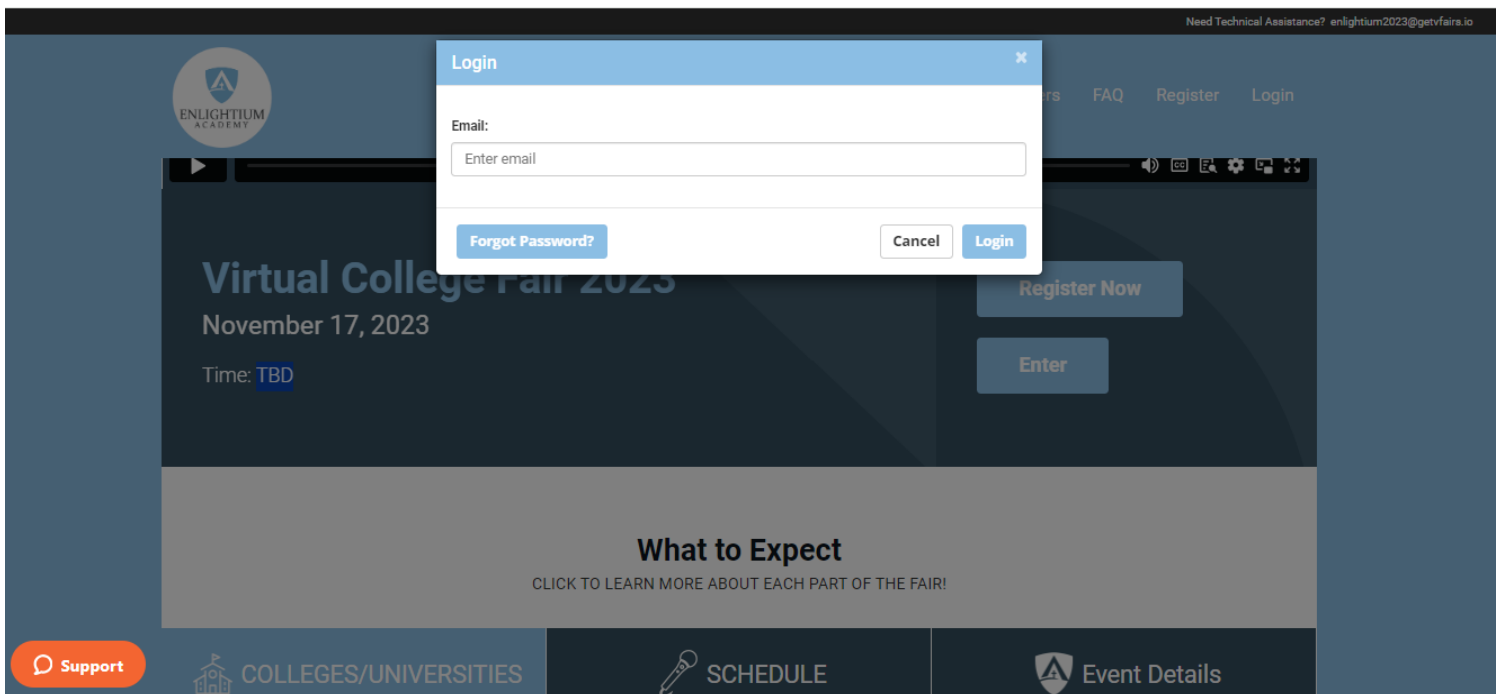
This manual aims to guide you so you can make the most of your participation in **Virtual college fair 2023**. It will elaborate on **how you can navigate** through the virtual platform as an Attendee.

MAIN PAGE

Type in the URL: <https://enlightium.vfairs.com/> in the address bar of your browser to visit the online event. We recommend that you use Chrome on a laptop or pc for the best performance.

Log-in

To log in to the Event, you need to click on the 'Login' tab, **enter your email**, and click on the '**Login**' button.



EXTERIOR LOBBY

You will be taken to the exterior lobby of the event. Click anywhere on the screen to enter the Main Lobby of the Event.



Navigating your way around the virtual fair

Navigation Bar:

The navigation bar contains the list of all the functionalities enabled for the fair. Click on any of the tabs & it will lead them to that specific area of the environment.

[Lobby](#) [Exhibit Hall](#) [Video Vault](#) [Resources](#) [Swag Bag](#) [Auditorium](#) [Information Desk](#)

Provided below are brief descriptions of all the navigation bar tabs.

Auditorium

You can also visit the Auditorium by clicking on the tab in the navigation menu and then clicking on the main screen inside to take a look at all the sessions in the event:

Once the timer is up, a JOIN button will appear in front of each of the sessions. Clicking that button will allow you to access the webinars.



MARCH 22ND

Welcome!

Hear a welcome message from Mr. Thomas Lambert, Headmaster at Enlightenment Academy!

This session has ended

Admissions Panel Discussion

Thomas Lambert
Headmaster at Enlightenment Academy

Dr. Ben Burnett
President of William Carey University

Drew Cummins
Undergraduate Admissions Counselor at California Baptist University

Janel Reichert
Admissions Counselor at Greenville University

Hillary Benedict
Counseling Director at Enlightenment Academy

During this discussion panel, come hear from the admissions teams from different colleges as they answer student's most asked questions when it comes to college.

This session has ended

CHAT INSTRUCTIONS:

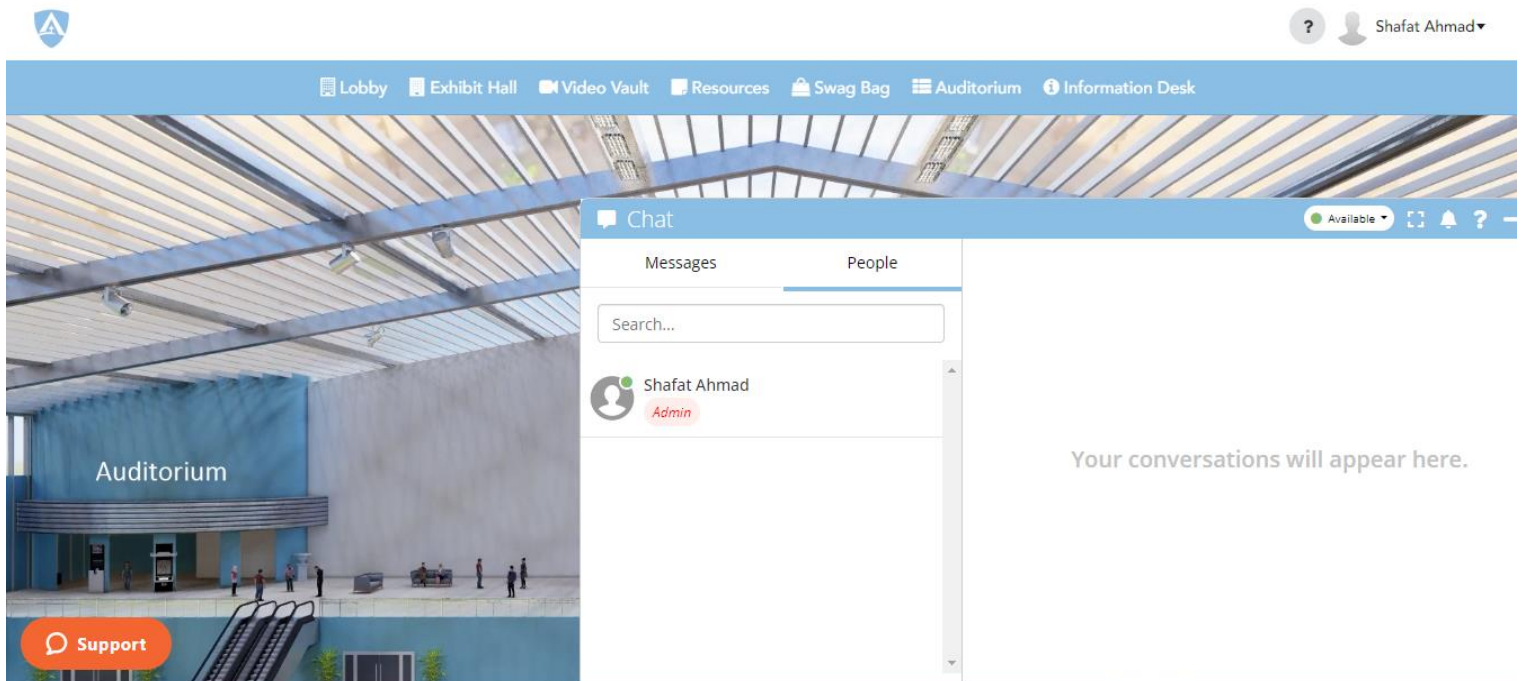
Public Chat



Click on the 'Chat' tab and you'll be taken to the Live Chat room.

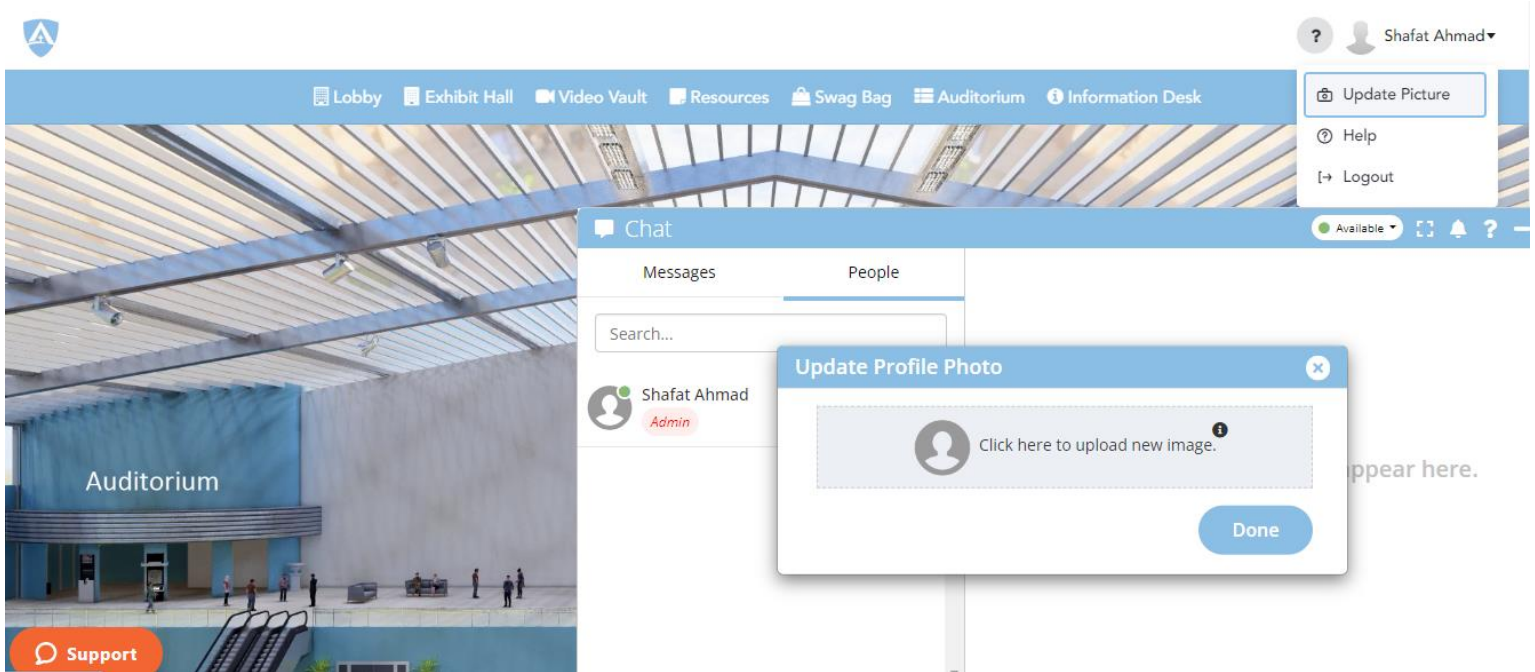
Private Chat:

To initiate a private chat, select an online user who is visible in the People section and click Chat Now, start chatting as this will be your private one-to-one chat.



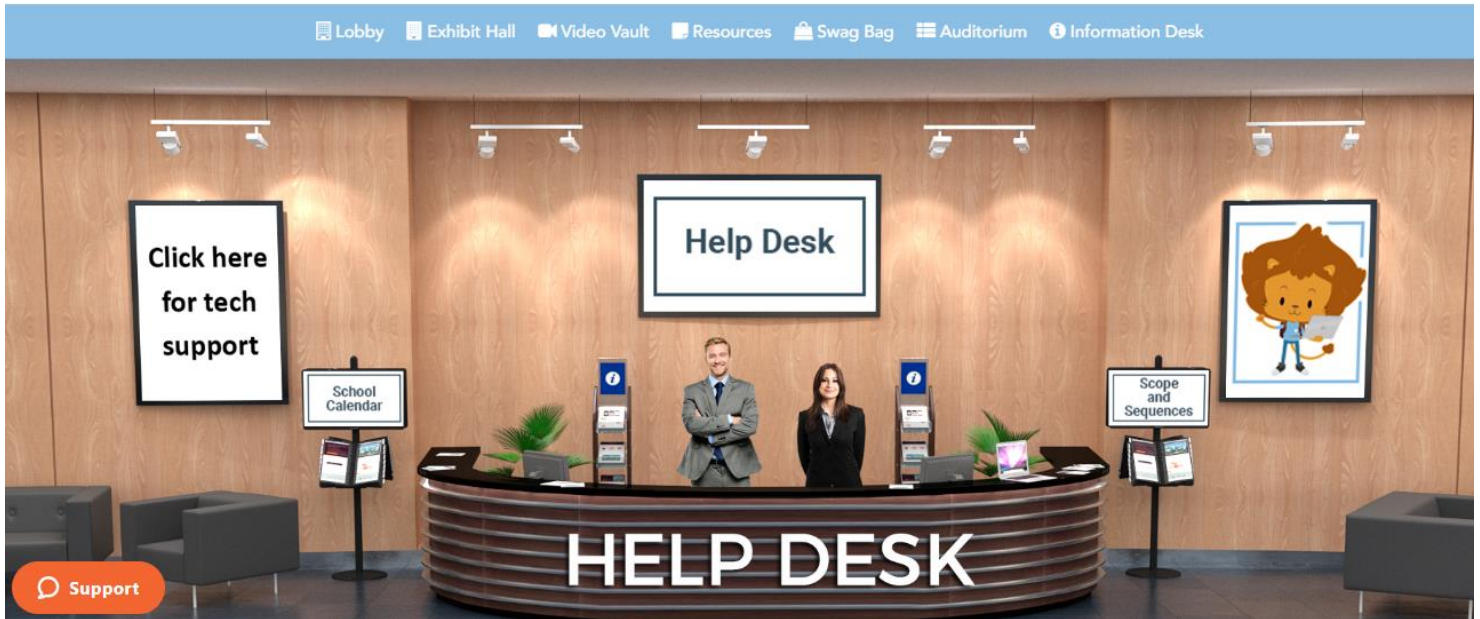
To initiate an Audio/Video chat, click on the small audio/video icon at the top of the private chat. There you will see the option to start Audio/Video chat.

Profile Picture:



You can also upload your profile photo from the drop-down in the top-right corner.

Info Desk:



Info-desk is the room where during the event you can ask a dedicated vFairs rep any questions regarding the virtual environment & how to access it. Just click on the banner which says “**Technical Support**” & it will lead you to the Tech support chat room.

We hope you have a great event!