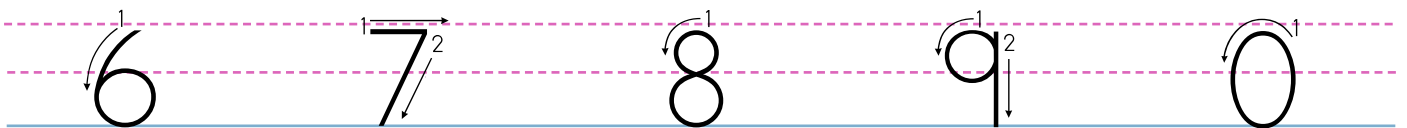
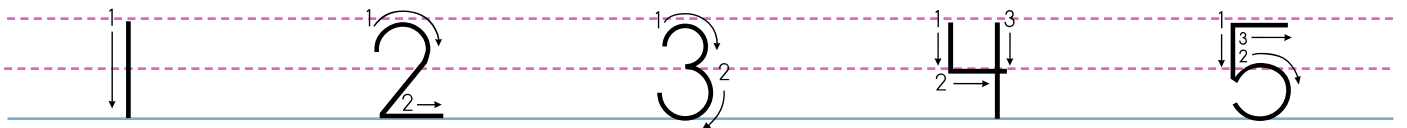
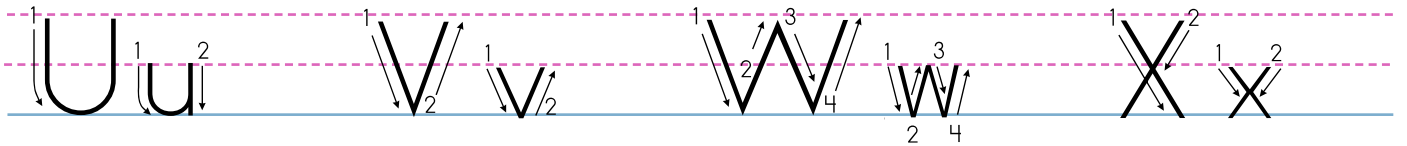
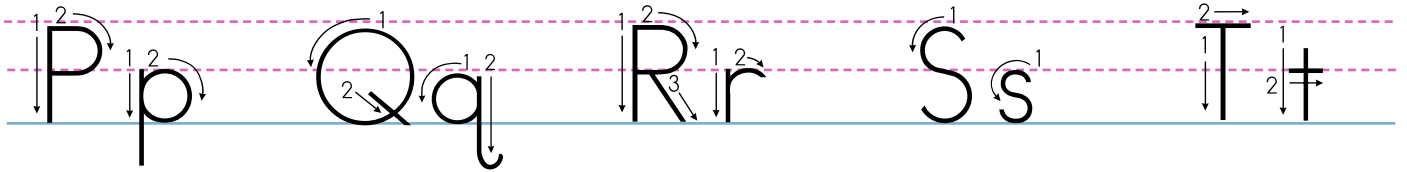
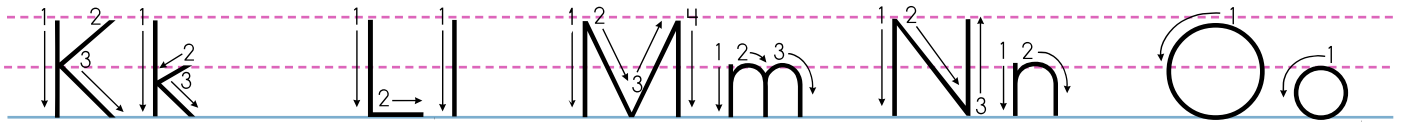
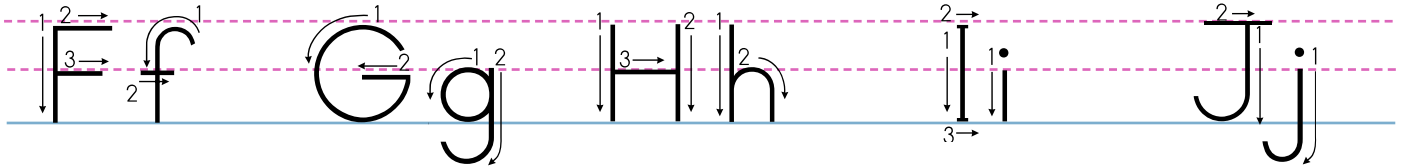
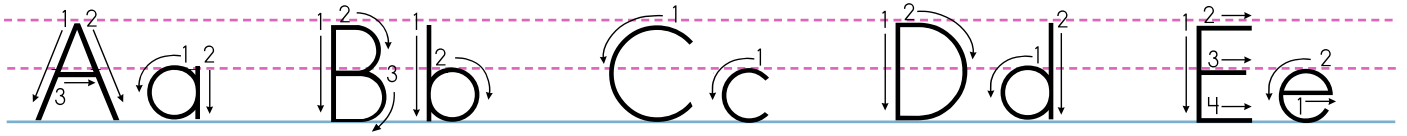


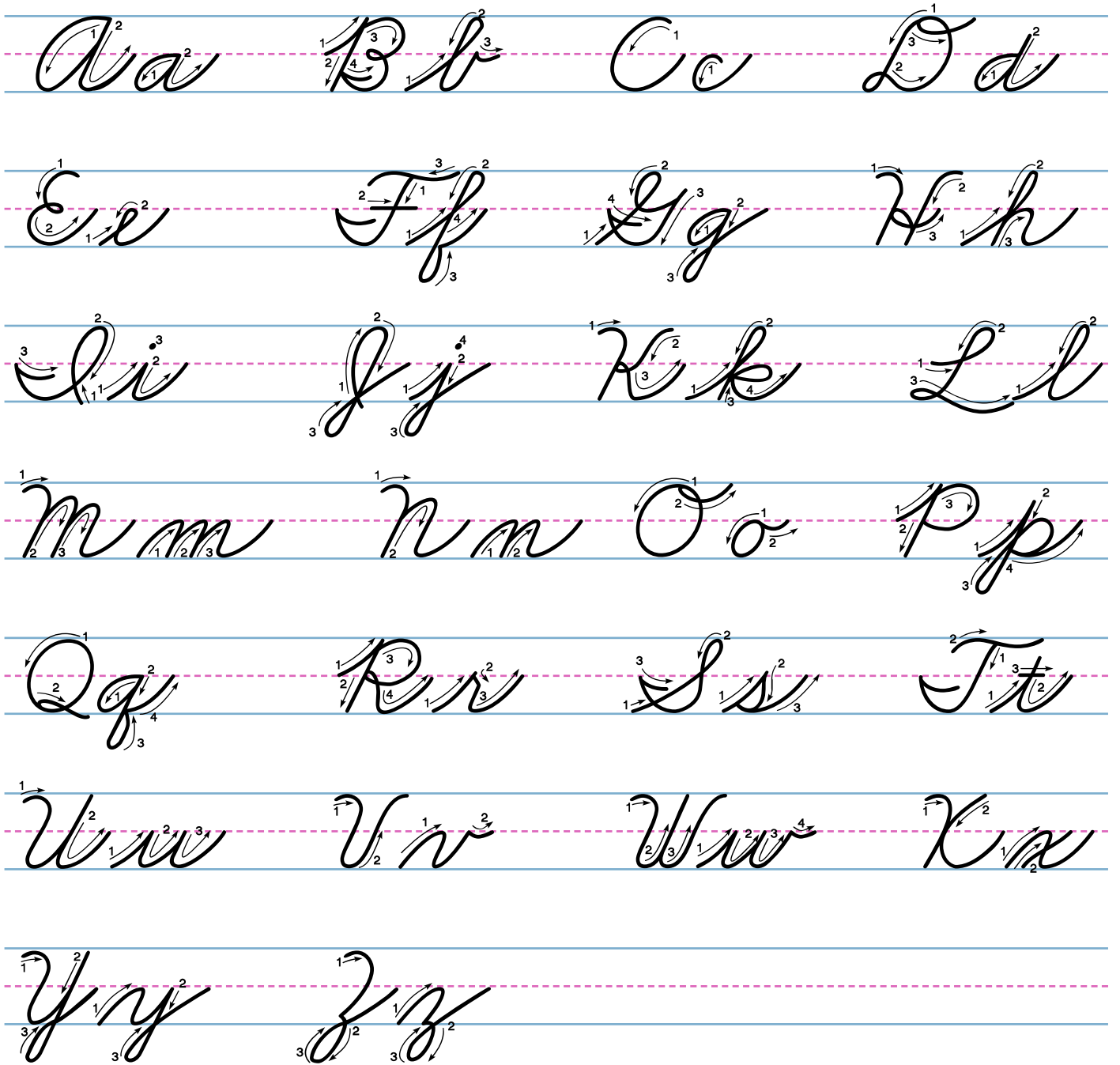


# Correct Formation of Manuscript Letters and Numbers



# Correct Formation of Cursive Letters and Numbers



# Good Spelling Begins Here...

1



1. **Read** the word and say it out loud.

2. **Think** about each sound in the word—close your eyes and say the word again.


3. **Spell** the word to yourself and then write it.

4. **Check** to see if you spelled the word correctly.

4



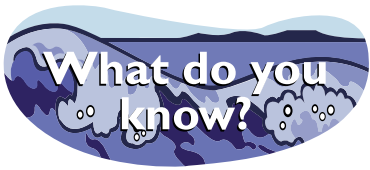
2



3







Lessons Name: \_\_\_\_\_  
1-5

### Words for the Week

### Corrections

### Practice

- 1. \_\_\_\_\_  
-----
- 2. \_\_\_\_\_  
-----
- 3. \_\_\_\_\_  
-----
- 4. \_\_\_\_\_  
-----
- 5. \_\_\_\_\_  
-----
- 6. \_\_\_\_\_  
-----
- 7. \_\_\_\_\_  
-----
- 8. \_\_\_\_\_  
-----
- 9. \_\_\_\_\_  
-----
- 10. \_\_\_\_\_  
-----
- 11. \_\_\_\_\_  
-----
- 12. \_\_\_\_\_  
-----
- 13. \_\_\_\_\_  
-----
- 14. \_\_\_\_\_  
-----
- 15. \_\_\_\_\_  
-----
- 16. \_\_\_\_\_  
-----
- 17. \_\_\_\_\_  
-----

- \_\_\_\_\_
- \_\_\_\_\_
- \_\_\_\_\_
- \_\_\_\_\_
- \_\_\_\_\_
- \_\_\_\_\_
- \_\_\_\_\_
- \_\_\_\_\_
- \_\_\_\_\_
- \_\_\_\_\_
- \_\_\_\_\_
- \_\_\_\_\_
- \_\_\_\_\_
- \_\_\_\_\_
- \_\_\_\_\_
- \_\_\_\_\_
- \_\_\_\_\_

- 1. \_\_\_\_\_  
-----
- 2. \_\_\_\_\_  
-----
- 3. \_\_\_\_\_  
-----
- 4. \_\_\_\_\_  
-----
- 5. \_\_\_\_\_  
-----
- 6. \_\_\_\_\_  
-----
- 7. \_\_\_\_\_  
-----
- 8. \_\_\_\_\_  
-----
- 9. \_\_\_\_\_  
-----
- 10. \_\_\_\_\_  
-----
- 11. \_\_\_\_\_  
-----
- 12. \_\_\_\_\_  
-----
- 13. \_\_\_\_\_  
-----
- 14. \_\_\_\_\_  
-----
- 15. \_\_\_\_\_  
-----
- 16. \_\_\_\_\_  
-----
- 17. \_\_\_\_\_  
-----

# Words for the Week

batter butter hammer pizza lemon mommy middle bitter Monday  
rubber ladder rabbit letter water daddy cattle September

**1** Write two sentences using your spelling words.

Two sets of handwriting lines for sentence writing. Each set consists of a solid top blue line, a dashed middle pink line, and a solid bottom blue line.

**2** Practice your spelling words. Don't forget your working words.

Two columns of handwriting lines for word practice. Each column contains ten sets of lines, each consisting of a solid top blue line, a dashed middle pink line, and a solid bottom blue line.



# Lesson 1

## Consonants

Name: \_\_\_\_\_

**1** Write the words for each pattern.

\_\_\_ tt \_\_\_

b  
b

t

c

b

b

b

b

b

b

b

b

b

b

b

b

\_\_\_ bb \_\_\_

r  
r

r

r

r

r

r

r

r

r

r

r

r

r

r

r

\_\_\_ mm \_\_\_

h

h

h

h

h

h

h

h

h

h

h

h

h

h

\_\_\_ dd \_\_\_

r

r

r

r

r

r

r

r

r

r

r

r

r

r

r

r

r

r

r

r

\_\_\_ t \_\_\_

w

w

w

w

w

w

w

w

w

w

\_\_\_ m \_\_\_

r

r

r

r

r

r

r

r

r

r

## Spelling Words

batter  
rubber  
butter  
ladder  
hammer  
rabbit  
pizza  
letter  
lemon  
water  
mommy  
daddy  
middle  
cattle  
bitter


## Working Words

September  
Monday

**2** Write your working words.

\_\_\_\_\_  
\_\_\_\_\_  
\_\_\_\_\_  
\_\_\_\_\_  
\_\_\_\_\_  
\_\_\_\_\_  
\_\_\_\_\_  
\_\_\_\_\_

**3** Write your working words in your Spelling Dictionary. Check here when you finish:



# Lesson 2

Name: \_\_\_\_\_




## Word List

batter   butter   hammer   pizza   lemon   mommy   middle   bitter   Monday  
 rubber   ladder   rabbit   letter   water   daddy   cattle   September

**1** Draw a line to match the clue to its answer.

- |                      |           |
|----------------------|-----------|
| 1. a month           | bitter    |
| 2. a fruit           | cattle    |
| 3. a day of the week | lemon     |
| 4. cows              | mommy     |
| 5. mother            | Monday    |
| 6. a small animal    | rabbit    |
| 7. a drink           | September |
| 8. not sweet         | water     |

**2** Write the word for the picture.




**3** Put in ABC order. Remember to look at the second letter in the word. Write the number 1 before the word that goes first, then number the other words in order.

\_\_\_ bitter

\_\_\_ butter

\_\_\_ batter





# Lesson 3

Name: \_\_\_\_\_

1 Find the spelling words in the story. Circle them with your pencil.

One September Monday morning, Daddy decided to play ball with John. John was the batter. Daddy threw the rubber ball. John hit it high in the air. The ball bounced off the lemon tree and came down in the middle of the roof. Daddy got the ladder and a hammer. He climbed to the top of the ladder and used the hammer to reach the rubber ball and knock it down. The ball bounced on the sidewalk and nearly landed in some water near a rabbit hole.

Then, Mommy, who had been reading a letter, called Daddy and John to come in for some pizza.

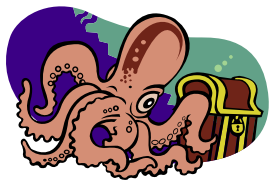
2 Write the spelling words you found on the lines. Write a word only one time.

_____	_____
_____	_____
_____	_____
_____	_____
_____	_____
_____	_____
_____	_____
_____	_____
_____	_____
_____	_____
_____	_____
_____	_____
_____	_____
_____	_____
_____	_____
_____	_____
_____	_____
_____	_____

3 **Bible Story:** Listen to your teacher read John 2:1-10. In this story, Jesus performed a miracle at a wedding. Draw a picture of the story on your own paper. Write a sentence about the story here.

\_\_\_\_\_

\_\_\_\_\_



# Lesson 4

Name: \_\_\_\_\_

## Word List

batter   butter   hammer   pizza   lemon   mommy   middle   bitter   Monday  
 rubber   ladder   rabbit   letter   water   daddy   cattle   September

**1** On your own paper, write some sentences about things you could do with these tools. Use spelling words when you can.



**2** Write a story about the picture.

### Our Family Makes Pizza





# Lesson 5

Name: \_\_\_\_\_

## Spelling Test

1. \_\_\_\_\_  
\_\_\_\_\_

2. \_\_\_\_\_  
\_\_\_\_\_

3. \_\_\_\_\_  
\_\_\_\_\_

4. \_\_\_\_\_  
\_\_\_\_\_

5. \_\_\_\_\_  
\_\_\_\_\_

6. \_\_\_\_\_  
\_\_\_\_\_

7. \_\_\_\_\_  
\_\_\_\_\_

8. \_\_\_\_\_  
\_\_\_\_\_

9. \_\_\_\_\_  
\_\_\_\_\_

10. \_\_\_\_\_  
\_\_\_\_\_

11. \_\_\_\_\_  
\_\_\_\_\_

12. \_\_\_\_\_  
\_\_\_\_\_

13. \_\_\_\_\_  
\_\_\_\_\_

14. \_\_\_\_\_  
\_\_\_\_\_

15. \_\_\_\_\_  
\_\_\_\_\_

16. \_\_\_\_\_  
\_\_\_\_\_

17. \_\_\_\_\_  
\_\_\_\_\_

18. \_\_\_\_\_  
\_\_\_\_\_

19. \_\_\_\_\_  
\_\_\_\_\_

20. \_\_\_\_\_  
\_\_\_\_\_

## Corrections

\_\_\_\_\_

\_\_\_\_\_

\_\_\_\_\_

\_\_\_\_\_

\_\_\_\_\_

\_\_\_\_\_

\_\_\_\_\_

\_\_\_\_\_

\_\_\_\_\_

\_\_\_\_\_

\_\_\_\_\_

\_\_\_\_\_

\_\_\_\_\_

\_\_\_\_\_

\_\_\_\_\_

\_\_\_\_\_

\_\_\_\_\_

\_\_\_\_\_

\_\_\_\_\_

\_\_\_\_\_



# Lesson 5

Name: \_\_\_\_\_

## Practice

\_\_\_\_\_

\_\_\_\_\_

\_\_\_\_\_

\_\_\_\_\_

\_\_\_\_\_

\_\_\_\_\_

\_\_\_\_\_

\_\_\_\_\_

\_\_\_\_\_

\_\_\_\_\_

\_\_\_\_\_

\_\_\_\_\_

\_\_\_\_\_

\_\_\_\_\_

\_\_\_\_\_

\_\_\_\_\_

\_\_\_\_\_

\_\_\_\_\_

\_\_\_\_\_

\_\_\_\_\_

## Test Again

1. \_\_\_\_\_

\_\_\_\_\_

2. \_\_\_\_\_

\_\_\_\_\_

3. \_\_\_\_\_

\_\_\_\_\_

4. \_\_\_\_\_

\_\_\_\_\_

5. \_\_\_\_\_

\_\_\_\_\_

6. \_\_\_\_\_

\_\_\_\_\_

7. \_\_\_\_\_

\_\_\_\_\_

8. \_\_\_\_\_

\_\_\_\_\_

9. \_\_\_\_\_

\_\_\_\_\_

10. \_\_\_\_\_

\_\_\_\_\_

11. \_\_\_\_\_

\_\_\_\_\_

12. \_\_\_\_\_

\_\_\_\_\_

13. \_\_\_\_\_

\_\_\_\_\_

14. \_\_\_\_\_

\_\_\_\_\_

15. \_\_\_\_\_

\_\_\_\_\_

16. \_\_\_\_\_

\_\_\_\_\_

17. \_\_\_\_\_

\_\_\_\_\_

18. \_\_\_\_\_

\_\_\_\_\_

19. \_\_\_\_\_

\_\_\_\_\_

20. \_\_\_\_\_

\_\_\_\_\_



Lessons Name: \_\_\_\_\_  
6-10

### Words for the Week

### Corrections

### Practice

- 1. \_\_\_\_\_  
-----
- 2. \_\_\_\_\_  
-----
- 3. \_\_\_\_\_  
-----
- 4. \_\_\_\_\_  
-----
- 5. \_\_\_\_\_  
-----
- 6. \_\_\_\_\_  
-----
- 7. \_\_\_\_\_  
-----
- 8. \_\_\_\_\_  
-----
- 9. \_\_\_\_\_  
-----
- 10. \_\_\_\_\_  
-----
- 11. \_\_\_\_\_  
-----
- 12. \_\_\_\_\_  
-----
- 13. \_\_\_\_\_  
-----
- 14. \_\_\_\_\_  
-----
- 15. \_\_\_\_\_  
-----
- 16. \_\_\_\_\_  
-----
- 17. \_\_\_\_\_  
-----

- \_\_\_\_\_
- \_\_\_\_\_
- \_\_\_\_\_
- \_\_\_\_\_
- \_\_\_\_\_
- \_\_\_\_\_
- \_\_\_\_\_
- \_\_\_\_\_
- \_\_\_\_\_
- \_\_\_\_\_
- \_\_\_\_\_
- \_\_\_\_\_
- \_\_\_\_\_
- \_\_\_\_\_
- \_\_\_\_\_
- \_\_\_\_\_
- \_\_\_\_\_

- 1. \_\_\_\_\_  
-----
- 2. \_\_\_\_\_  
-----
- 3. \_\_\_\_\_  
-----
- 4. \_\_\_\_\_  
-----
- 5. \_\_\_\_\_  
-----
- 6. \_\_\_\_\_  
-----
- 7. \_\_\_\_\_  
-----
- 8. \_\_\_\_\_  
-----
- 9. \_\_\_\_\_  
-----
- 10. \_\_\_\_\_  
-----
- 11. \_\_\_\_\_  
-----
- 12. \_\_\_\_\_  
-----
- 13. \_\_\_\_\_  
-----
- 14. \_\_\_\_\_  
-----
- 15. \_\_\_\_\_  
-----
- 16. \_\_\_\_\_  
-----
- 17. \_\_\_\_\_  
-----

# Words for the Week

math

tan

path

tip

sip

summer

tub

scrub

Sunday

sat

map

winter

win

lip

tug

such

August

1


Write two sentences using your spelling words.

Two sets of handwriting practice lines, each consisting of a solid top line, a dashed middle line, and a solid bottom line.

2

Practice your spelling words. Don't forget your working words.

Two columns of handwriting practice lines, each consisting of a solid top line, a dashed middle line, and a solid bottom line.



# Lesson 6

Short *ă*, *ĭ*, *ŭ*

Name: \_\_\_\_\_

**1** Write the missing vowels.

m ___ th	t ___ b	t ___ p
s ___ t	s ___ p	s ___ ch
t ___ g	t ___ n	
l ___ p	w ___ n	m ___ p
w ___ nt ___ r	s ___ mm ___ r	p ___ th

**2** Write all the short *ŭ* words from the list.

\_\_\_\_\_

\_\_\_\_\_

\_\_\_\_\_

\_\_\_\_\_

\_\_\_\_\_

\_\_\_\_\_

\_\_\_\_\_

\_\_\_\_\_

**3** Write the short *ĭ* words that rhyme.

\_\_\_\_\_

\_\_\_\_\_

\_\_\_\_\_

\_\_\_\_\_

**4** Write your working words.

\_\_\_\_\_

\_\_\_\_\_

\_\_\_\_\_

\_\_\_\_\_

\_\_\_\_\_

**5** Write your working words in your Spelling Dictionary. Check here when you finish:

**Spelling Words**

math

sat

tan

map

path

winter

tip

win

sip

lip

summer

tug

tub

such

scrub

**Working Words**

August

Sunday



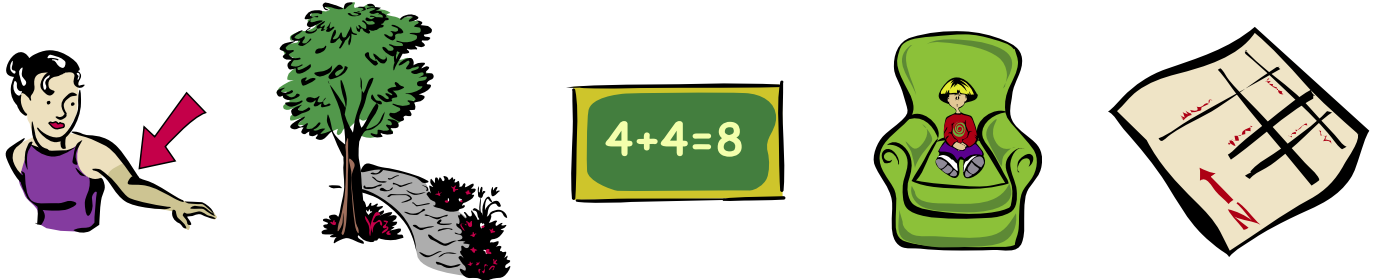
# Lesson 7

Name: \_\_\_\_\_

## Word List

math	tan	path	tip	sip	summer	tub	scrub	Sunday
sat	map	winter	win	lip	tug	such	August	

**1** Write the short **ă** words in the shapes. Draw a line to match each shape to the correct picture.



**2** Names of people, special places, and special days begin with a capital letter. Find the spelling word that is the name of a month. Write it in a sentence.

\_\_\_\_\_

\_\_\_\_\_

**3** Find the spelling word that is the name of a day of the week. Write it in a sentence.

\_\_\_\_\_

\_\_\_\_\_

**4** Write the **two-syllable** words from your spelling list.

_____	_____
_____	_____
_____	_____

**5** Write a sentence using two of your working words.

\_\_\_\_\_

\_\_\_\_\_

\_\_\_\_\_





# Lesson 8

Name: \_\_\_\_\_

## Word List

math	tan	path	tip	sip	summer	tub	scrub	Sunday
sat	map	winter	win	lip	tug	such	August	

**1** Use a spelling word to replace the underlined word.

- We make snowmen in summer.
- I ran on the chair.
- John was very glad to lose the race.
- Mary walked down the wave.

\_\_\_\_\_

\_\_\_\_\_

\_\_\_\_\_

\_\_\_\_\_

\_\_\_\_\_

\_\_\_\_\_

\_\_\_\_\_

\_\_\_\_\_

**2** Complete the word puzzles.

mat + h = _____	sip - s + l__ = _____
pat + h = _____	tub - b + __g = _____
tip - t + s__ = _____	rub + sc__ = _____

**3** **Bible Verse:** Psalm 74:17 tells us, "It was you who set all the boundaries of the earth; you made both summer and winter." God made the seasons of the year. Write a letter thanking God for the seasons. Tell him one thing you like about each season.

Dear God,

\_\_\_\_\_

\_\_\_\_\_

\_\_\_\_\_

\_\_\_\_\_

\_\_\_\_\_

\_\_\_\_\_

\_\_\_\_\_

\_\_\_\_\_

\_\_\_\_\_

\_\_\_\_\_

Love,

\_\_\_\_\_

\_\_\_\_\_



# Lesson 9

Name: \_\_\_\_\_

## Word List

math    tan    path    tip    sip    summer    tub    scrub    Sunday  
sat    map    winter    win    lip    tug    such    August



**1** Write a story about one of the pictures. Use as many spelling words as you can.

\_\_\_\_\_

\_\_\_\_\_

\_\_\_\_\_

\_\_\_\_\_

\_\_\_\_\_

\_\_\_\_\_

\_\_\_\_\_

\_\_\_\_\_

\_\_\_\_\_

**2** Draw a map of one of these places: your street, your bedroom, your walk to a friend's house.



# Lesson 10

Name: \_\_\_\_\_

## Spelling Test

1. \_\_\_\_\_  
-----  
2. \_\_\_\_\_  
-----  
3. \_\_\_\_\_  
-----  
4. \_\_\_\_\_  
-----  
5. \_\_\_\_\_  
-----  
6. \_\_\_\_\_  
-----  
7. \_\_\_\_\_  
-----  
8. \_\_\_\_\_  
-----  
9. \_\_\_\_\_  
-----  
10. \_\_\_\_\_  
-----

11. \_\_\_\_\_  
-----  
12. \_\_\_\_\_  
-----  
13. \_\_\_\_\_  
-----  
14. \_\_\_\_\_  
-----  
15. \_\_\_\_\_  
-----  
16. \_\_\_\_\_  
-----  
17. \_\_\_\_\_  
-----  
18. \_\_\_\_\_  
-----  
19. \_\_\_\_\_  
-----  
20. \_\_\_\_\_  
-----

## Corrections

-----  
-----  
-----  
-----  
-----  
-----  
-----  
-----  
-----  
-----

-----  
-----  
-----  
-----  
-----  
-----  
-----  
-----  
-----  
-----



# Lesson 10

Name: \_\_\_\_\_

## Practice

\_\_\_\_\_

\_\_\_\_\_

\_\_\_\_\_

\_\_\_\_\_

\_\_\_\_\_

\_\_\_\_\_

\_\_\_\_\_

\_\_\_\_\_

\_\_\_\_\_

\_\_\_\_\_

\_\_\_\_\_

\_\_\_\_\_

\_\_\_\_\_

\_\_\_\_\_

\_\_\_\_\_

\_\_\_\_\_

\_\_\_\_\_

\_\_\_\_\_

\_\_\_\_\_

\_\_\_\_\_

## Test Again

1. \_\_\_\_\_

\_\_\_\_\_

\_\_\_\_\_

2. \_\_\_\_\_

\_\_\_\_\_

\_\_\_\_\_

3. \_\_\_\_\_

\_\_\_\_\_

\_\_\_\_\_

4. \_\_\_\_\_

\_\_\_\_\_

\_\_\_\_\_

5. \_\_\_\_\_

\_\_\_\_\_

\_\_\_\_\_

6. \_\_\_\_\_

\_\_\_\_\_

\_\_\_\_\_

7. \_\_\_\_\_

\_\_\_\_\_

\_\_\_\_\_

8. \_\_\_\_\_

\_\_\_\_\_

\_\_\_\_\_

9. \_\_\_\_\_

\_\_\_\_\_

\_\_\_\_\_

10. \_\_\_\_\_

\_\_\_\_\_

\_\_\_\_\_

11. \_\_\_\_\_

\_\_\_\_\_

\_\_\_\_\_

12. \_\_\_\_\_

\_\_\_\_\_

\_\_\_\_\_

13. \_\_\_\_\_

\_\_\_\_\_

\_\_\_\_\_

14. \_\_\_\_\_

\_\_\_\_\_

\_\_\_\_\_

15. \_\_\_\_\_

\_\_\_\_\_

\_\_\_\_\_

16. \_\_\_\_\_

\_\_\_\_\_

\_\_\_\_\_

17. \_\_\_\_\_

\_\_\_\_\_

\_\_\_\_\_

18. \_\_\_\_\_

\_\_\_\_\_

\_\_\_\_\_

19. \_\_\_\_\_

\_\_\_\_\_

\_\_\_\_\_

20. \_\_\_\_\_

\_\_\_\_\_

\_\_\_\_\_