



LESSON 1


WORKSHEETS 1-4

Bible Story: Creation, Genesis 1-2

LESSON 1
WORKSHEET 1

NAME _____

Trace the word cat with your finger. Color the cat.





cat

NAME _____







LESSON 1

WORKSHEET 2


Match the animals that are the same.
The student can do this either verbally or by drawing a line.



Count each group of cats. Circle the picture of one cat.
Color the cats.



Draw a picture of yourself.
Have an adult help write your name.



NAME _____




NAME _____

LESSON 1

WORKSHEET 4

Have the student color the birds, lion, and fish on the scene of creation below.



LESSON 2

WORKSHEETS 6-9


Bible Story: Sin, Genesis 3



LESSON 2
WORKSHEET 6

NAME _____

Trace the word dog with your finger. Color the dog.




dog




NAME _____

LESSON 2
WORKSHEET 7

Circle the largest dog on the sheet. Color the dogs.








Count each group of dogs. Circle the group of two dogs.
Color the dogs.









NAME _____

LESSON 2
WORKSHEET 8

Match the colors that are the same.
The student can do this either verbally or by drawing a line.




Put a black mark over the weeds. Circle the flowers.



NAME _____

LESSON 2
WORKSHEET 9

After Adam and Eve sinned, nature was no longer perfect. Draw some weeds in the picture. Make some of the water and sky dirty.



LESSON 3

WORKSHEETS 11-14


Bible Story: Noah, Genesis 6:1-9:17



LESSON 3
WORKSHEET 11

NAME _____

Trace the word pig with your finger. Color the pig.








•
pig

NAME _____




LESSON 3

WORKSHEET 12

Match the pigs that are the same.
The student can do this either verbally or by drawing a line.









Count the pigs in each group. Circle the group of three pigs.
Color the pigs.





NAME _____

LESSON 3
WORKSHEET 13

Match the shapes. After you are finished,
Color the same shapes with the same color.




Circle the largest item in each row.
Put an X on the smallest item in each row.



NAME _____

LESSON 3
WORKSHEET 14

Color the animals going into the ark.





LESSON 4

WORKSHEETS 16-19

Bible Story: Tower of Babel, Genesis 11:1-9

LESSON 4
WORKSHEET 16

NAME _____

Trace the word duck with your finger. Color the duck yellow.




duck


NAME _____

LESSON 4
WORKSHEET 17


Circle the yellow duck.



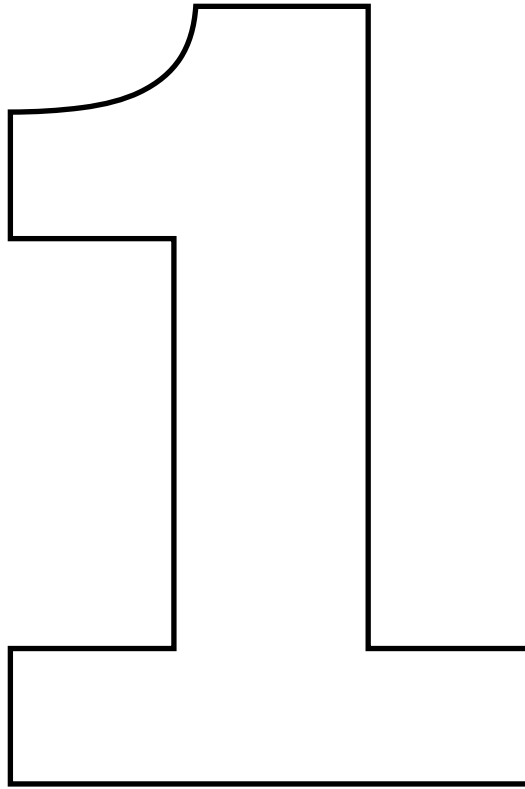
Circle the green duck.



Circle the blue duck.



Trace the number 1. Trace the word one with your finger.
Count the number of ducks. Color the number 1.



one




NAME _____



LESSON 4

WORKSHEET 18

Circle the smallest tower. Color the largest tower.



Count each group of ducks. Circle the picture of one duck.
Color the ducks.



In the picture below, have the student identify the mom, dad, and baby.



NAME _____

LESSON 4
WORKSHEET 19

Color the Tower of Babel picture.

