

Learn with our friends!



When you see me, I will help your teacher explain the exciting things you are expected to do.



When you do actions with me, you will learn how to write, draw, match words, read, and much more.



You and I will learn about matching words, listening, drawing, and other fun things in your lessons.



Follow me and I will show you new, exciting truths that will help you learn and understand what you study. Let's learn!



Did you know you are a special person?
What makes someone special?
Let's find out!

Objectives

1. I can tell what being special means.
2. I can tell about myself.
3. I can tell how a special person acts toward others.





1. WHY YOU ARE SPECIAL

God made all people. He loves everyone.

Every person is special to Him.


God loves you very much. To Him, **you** are very special.

You are a special person because God loves you.





Draw yourself.



Write your name on the lines.

God loves

God Made You

God made you special.
No one else is exactly like you.
God gave you your own body.
He gave you your own mind.






How are these children different from each other?
How are they alike?

God Cares for You


God shows His love every day.
He gave you parents and a home.
He gives you food to eat.



God's Gifts



Color the picture.



Trace this verse. Say it with your teacher.

“Oh give thanks unto the
Lord, for He is good.”

(Psalm 106:1)

You Are God's Child

God is your Father.

You are special to Him.

He sent His son, Jesus, to save you.





Circle yes or no.

God loves all people.

yes no

All people are special.

yes no



Put a line under the right answer.

Why are you special?

God loves me.

I go to school.



Trace and write.

“God is love.”

(1 John 4:8)



Practice writing this Bible verse in your writing tablet.



Circle the people who are special.





Before you take the Self Test, study what you have read and done. The Self Test will check what you remember.

SELF TEST 1

Each answer = 1 point

Circle the people who are special to God.



Circle *yes* or *no*.

God loves you.

yes no

All people are special to God.

yes no

You are special because God loves you.

yes no



Teacher Check

Initial Date



My Score

2. ALL ABOUT YOU

No one else is exactly like you.

You have your own name.


You have your own family.

You have your own body and mind.





Draw a picture of your best friend.



Write your friend's name.

Looking in a Mirror

What do you look like?

God made you the way you are.

He loves you just the way you are.

God wants you to be happy with yourself.





Draw a picture of yourself from head to toe.

A large, empty rectangular box with a gray border, intended for drawing a full-body picture of the student.

Write your name.

Three horizontal lines for writing a name: a solid blue top line, a dashed pink middle line, and a solid blue bottom line.

Your Own Family

God has given you a family of your own.

How many are in your family?

Do you all look exactly alike?



HISTORY & GEOGRAPHY 101

LIFEPAC TEST



Name _____

Date _____



My Score

HISTORY & GEOGRAPHY 101: LIFE PAC TEST

Each answer = 1 point

Circle **yes** or **no**.

The Bible teaches good manners.

yes no

God loves you the way you are.

yes no

The Bible says, "Be ye kind."

yes no

What do you say? Circle the right words.



Thank you.

I'm sorry.



Please.

I'm sorry.

Circle the children with the good manners.

