


Second Grade

Language Arts: Phonics



Second grade phonics class is a culmination of the *A Beka* intensive phonics program. After reviewing vowel sounds, consonant sounds, and how to blend them together, students learn consonant blends, diphthongs, digraphs, and clue words to help them remember these sounds. Students practice what they have learned on a deeper level of application than first grade. Students use these skills to have more success in reading and to spell “challenge words” and compound words quickly and accurately. The skills learned in second grade phonics provide a foundation for reading and spelling skills throughout elementary.

Handbook for Reading and Letters and Sounds 2 provide practice with the material presented in phonics class. Later in the year, *Handbook for Reading* and the *Language 2 Word Challenge Appendix* are used for oral speed practice during phonics class.

➤ **RED** indicates first introduction of content.

Added Enrichment

- Review games (9)
- Additional games and activities (54)
- During Seatwork:
 - Add suffixes to given words (45)
 - Write rhyming words (18)
 - Circle special sounds/mark vowels (10)
 - Write word other than clue word for special sound (9)

Evaluation

- Oral and written phonics tests (33)

Skills Development

- Review long and short vowel sounds, consonant sounds
- Review and master one- and two-vowel rules: When there is one vowel in a word, it usually says its short sound. When there are two vowels in a word, the first one says its long sound and the second one is silent.
- Blend consonants/special sounds with vowels:
 - Students write the blend of a given word; circle the special sound and mark the vowel
- Master 132 special sounds and clue words: special sounds include consonant blends, diphthongs, digraphs, 11 suffixes, 5 prefixes
- Demonstrate ability to provide other example words that contain special sounds
- List all the special sounds in a given word after it is orally dictated
- Master ability to identify special sounds in a given word and why that special sound is used
- Master choosing the correct sound in a given word when there is more than one spelling for a sound:
 - *ck* in duck / *k-e* (ex.: back—“*ck* in duck” follows a short vowel sound; bake—*k-e* follows a long vowel sound)
 - *oy* in boy / *oi* in coin (ex.: joyful—“*oy* in boy” must be chosen because it is at the end of a root word; point—“*oi* in coin” must be chosen because it is in the middle of the root word)
 - *tch* in patch / *ch* in church (ex.: matches—“*tch* in patch” must be chosen because the sound follows a short vowel; chimneys—“*ch* in church” must be chosen because “*tch* in patch” cannot be at the beginning of a word)
 - *g* in giant, *dge* in fudge, *j* in jar (ex.: cage—“*g* in giant” must come before *e*, *i*, or *y*; badge—“*dge* in fudge” must follow a short vowel)
 - *c* in city / *s* consonant (ex.: century—“*c* in city” comes before *e*, *i*, or *y*)
 - *sion* in missionary / *tion* in nation (ex.: motion—“*tion* in nation” does not have a double *s* / “*sh*” sound like “*sion* in missionary”)
- Choose the correct beginning sound:
 - Recognize choices in the following consonant blend sounds when given blends or words to spell:
 - *st* in stop, *pl* in plane, *tr* in train, *bl* in block, *cl* in clock, *fl* in flake, *gl* in glue, *br* in bride, *dr* in drum, *pr* in pray, *gr* in grin, *sm* in smoke, *sc* in scat, *sk* in skate, *sp* in spade, *cr* in crab, *tw* in twins, *spl* in splash, *spr* in sprain, *scr* in scream, *qu* in squeak, *sn* in snack, *sl* in sleep, *str* in stream, *sw* in swim, *thr* in three
 - Use 5 prefixes correctly when heard in a word dictated
 - Recognizing silent letters in words beginning with *gn* in gnat, *kn* in knot, *wr* in wrinkle, *igh* in eight
 - Choose between *wor* in worms / *war* in warm by listening to the beginning sound
 - Choose “*wa* in wash” when beginning with a word sounding with short *o* / “*w*” sound
 - Choose the correct ending sound in a given word:
 - Correctly use *ll*, *ff*, *ss* at end of a word
 - suffix *-s* says “*s*” or “*z*”
 - Recognize the following sounds at the end of short words: *e* in me, *o* in go, *y* in fly
 - Use 11 suffixes correctly when heard in a word dictated
 - Adding more than one suffix to a word
 - Choose “*ay* in pray” when a long *a* sound is at the end of a root word
 - Choose “*y* in baby” at the end of certain words ending with a long *e* sound
 - Choose “*le* in little” at the end of certain words ending with an “*l*” sound
 - Choose between *-ed* in looked / *-ed* in played when a root word follows a “*t*” or “*d*” sound
 - Choose *ought* in thought / *aught* in caught at the end of a root word with a short *o* / “*t*” sound
 - Choose “*ture* in pasture” at the end of certain words with the same sound as “*ch* in church” along with an “*er*” sound (ex.: fracture)
 - Recognizing silent letters when spelling words with *igh* in night, *alk* in walk, *le* in little, *-ed* in looked, *-ed* in played, *tch* in patch, *mb* in lamb, *ought* in thought, *aught* in caught, *dge* in fudge, *ould* in could, *ough* in enough
- Recognize choices in the spelling of special sounds having or containing the same sound:
 - *e* in me, *y* in baby, *-y* in rainy, *-ly* in slowly, *ie* in brownie
 - *o* in go / *ow* in bowl
 - *ay* in pray, *ea* in steak, *ey* in obey, *igh* in eight
 - *sh* in ship, *tion* in nation, *sion* in missionary
 - *th* in thick / *thr* in three
 - *sc* in scat / *sk* in skate
 - *or* in morning / *war* in warm
 - *ou* in out / *ow* in owl
 - *ch* in church / *tch* in patch, *ture* in pasture
 - *er* in verse, *ur* in nurse, *ir* in bird, *ear* in earth, *-er* in bigger, *wr* in wrinkle, *or* in sailor, *ar* in dollar
 - *oo* in tooth / *ew* in flew
 - *oi* in coin / *oy* in boy
 - *oo* in book, *ou* in could, *u* in push
 - *a* in adopt, *o* in shovel, *a* in banana, *a-* in asleep, *ough* in enough, *ou* in country
 - *all* in ball, *alk* in walk, *au* in faucet, *aw* in saw, *ought* in thought, *aught* in caught
 - *g* in giant / *dge* in fudge
 - *air* in hair, *arr* in carry, *are* in care, *err* in cherry

Second Grade

Phonics cont.

➤ RED indicates first introduction of content.

Skills Development cont.

- Spell compound words correctly by applying special sound application tips/rules
- Read compound words with speed and accuracy
- Read “challenge words” with speed and accuracy
- Develop listening through dictated sentences; using phonics application skills while students:
 - Remember each word
 - Spell each word correctly
 - Spell contractions correctly
 - Spell number words, days of the week, months of the year
 - Capitalize correctly based on rules learned
 - Choose correct ending punctuation
- Understand that syllables are parts of words

- Correctly divide words into syllables between:
 - Double consonants; root words and suffixes
 - A vowel and a consonant; two differing consonants
 - Prefixes and root words
- Identify the number of syllables in a given word and which syllable is accented/loudest (ex.: “e-nor’-mous” has 3 syllables and the 2nd syllable is accented)
- Identify root words
- Demonstrate ability to add prefixes and suffixes to a root word while spelling the new word correctly by applying the following rules:
 - When a root word ends with a single consonant and the vowel is short, the consonant is usually doubled before adding a suffix beginning with a vowel. (ex.: swim + ing = swimming)
 - When a root word ends with a silent e, the e is usually dropped before adding a suffix that begins with a vowel. (ex.: hike + ed = hiked)
 - When a root word ends with a y and the suffix begins with an e, change the y to an i before adding the suffix. (ex.: try + ed = tried)

Language Arts: Reading



Each student will be successful in second grade reading as he masters the application of phonics rules. The early readers have stories written with words that are directly tied to what is being learned in phonics class. Subsequent readers present children’s classics, stories from America’s past, selections by famous authors, and stories with heroes that the children can emulate. One reader is a juvenile novel, another presents life in Israel in the days of Christ, and others include fables, animal tales, stories from children’s classics, biographical stories, poetry, Scripture readings, and patriotic stories.

Literary Value

- 103 authors, including well-known writers such as Beatrix Potter, A. A. Milne, Hans Christian Andersen, Robert Louis Stevenson, Louisa May Alcott, and Nathaniel Hawthorne
- Selections and adaptations from children’s literature such as *The Princess and the Pea*, *The Adventures of Pinocchio*, *Aesop’s Fables*, *Grimm’s Fairy Tales*, *The Tale of Peter Rabbit*, and *Winnie-the-Pooh*
- Character-building themes such as gratitude, responsibility, helpfulness, industry, persistence, courage, patriotism, and integrity

Materials

- Readers (7) containing:
 - Short stories (184) and poems (81)
- Christian fiction novel, Bible geography book, and nonfiction book about animals
- *Primary Bible Reader* includes Scripture reading

Evaluation

- Weekly oral reading grade

➤ RED indicates first introduction of content.

Reading Skills Development

- Read and decode (sound out) words by applying phonics sounds and rules
- Read silently and complete comprehension activities
- Strive for increasing accuracy, correct enunciation, fluency, phrasing, alertness to punctuation, good expression, comprehension, appropriate pace for grade level, volume, and poise
- Follow along as others read orally
- Receive differentiated instruction with ability grouping
- Increase vocabulary

Readers

- *Story Tree*—20 stories and 11 poems; uses words with special sounds from Basic Phonics Charts 6–9
- *Treasure Chest*—20 stories and 22 poems and riddles; covers Basic Phonics Charts 8–13
- *Hidden Treasure*—26 stories and 10 poems including classic literature and stories with patriotic themes
- *No Longer a Nobody*—a Christian fiction novel containing 6 chapters
- *Paths of Gold*—27 stories and 12 poems including classic literature and Scripture selections
- *Sunshine Meadows*—42 stories and 21 poems with a wide variety of styles and topics

Second Grade

Reading cont.

➤ **RED** indicates first introduction of content.

Readers cont.

- *Silver Sails*—16 stories and 3 poems containing legends, fairy tales, and historical stories
- *Open Skies*—a supplemental reader containing 22 stories and 14 poems with a wide variety of styles and topics
- *Growing Up Where Jesus Lived*—a 10-chapter informational book describing life in Palestine in the days of Christ; used as a reader for class reading
- *All Kinds of Animals*—an informational class reading book containing 14 selections on animals; “Do You Remember” sections especially help develop comprehension skills

- *Primary Bible Reader*—30 class reading lessons including selected stories and passages from the Old Testament, such as Genesis, Exodus, Numbers, Joshua, Judges, 1 Samuel, Job, Psalms, Proverbs, Ecclesiastes, Isaiah, Jeremiah, Daniel, and Jonah; and New Testament selections from Matthew, Luke, John, Acts, (epistles such as) Ephesians, Colossians, 1 Thessalonians, 2 Timothy, Hebrews, James, 1 & 2 Peter, 1 John, and Revelation

Comprehension, Discussion, & Analysis Skills Development

- Answer factual and interpretive questions for most stories and poems
- Answer inferential comprehension and discussion questions

Language Arts: Language



Language 2 is used to practice concepts taught in phonics class. Concepts learned in first grade are reinforced as students go on to master the following areas: recognizing and correctly punctuating three kinds of sentences; giving compound words, rhyming words, antonyms, synonyms, contractions, and singular possessive words in response to a written prompt; forming plurals; and using troublesome words correctly. By the end of the year, the students’ reading comprehension skills will be sharpened; and they will write more clearly, correctly, and concisely.

➤ **RED** indicates first introduction of content.

Added Enrichment

- Word Challenge section to expand vocabulary (1,499 terms)
- Note: See 2nd Grade Cursive Writing section in this Scope & Sequence (p. 34) for additional creative writing exercises.

Evaluation

- Some language skills are included in weekly phonics tests

Grammar

- Capitalization:
 - First word in the sentence
 - Days of week and months of year
 - Holidays and special days
 - Names of people
 - The word *I*
 - Titles
- Punctuation:
 - Using periods to end sentences
 - Using question marks and exclamation points to end sentences
 - Using an apostrophe to show ownership (’s)
- The sentence:
 - Recognize complete sentences
 - Recognize that a phrase is part of a sentence
 - Recognize questions and exclamations
 - Learn terms: exclamatory, declarative, and interrogative sentences
- Word study and diction:
 - Add suffixes and prefixes to root words
 - Determine number of syllables
 - Determine accented syllables
 - Recognize and use correctly:
 - Compound words, rhyming words
 - Opposite words (antonyms), same-meaning words (synonyms), same-sounding words (homonyms)
 - Singular and plural words; singular possessives
 - Contractions

- Divide words into syllables
- Alphabetize words
- Correctly use words such as *sit, sat, set; learn, teach; may, can; to, too, two; right, write; blue, blew*
- Abbreviate days of the week, months of the year, selected English measures, selected titles such as *Dr., Mr., Mrs.*
- Comprehend reading material and answer questions
- Correctly use a glossary (terms: guide words, entry)

Composition

- Write:
 - Complete sentences (109)
 - Original sentence (90)
 - Rewrite a sentence correctly (68)
 - Answer a question in complete sentence (37)
 - Paragraph about a topic (26)
 - Composition about a designated topic (15)
 - Thank-you letter

Added Enrichment

Extra practice available in Seatwork curriculum:

- Copy sentences (22)
- Finish/correct sentences (63)
- Write original sentences (449)
- Write friendly letters (4)
- Glossary skill exercises (130)

Second Grade

Language Arts: Cursive Writing



Building upon each grade, the consistent step-by-step approach to good penmanship presented in *Writing with Phonics 2* emphasizes neatness and correct letter formation in daily practice. Writing habits which are polished during second grade will greatly influence students' penmanship skills throughout life.

➤ **RED** indicates first introduction of content.

Added Enrichment

- Journal containing 13 creative writing exercises and dated journal entries

Evaluation


- Tests (30)

Skills Development

- Achieve good writing position:
 - Sitting properly in desk
 - Holding pencil correctly
 - Slanting paper correctly
- Perfect writing skills for a good, overall appearance:
 - Correctly writing all lower- and uppercase letters and numbers 0–9
 - Performing correct warm-up procedure by practicing basic strokes
 - Keeping size consistent while making a connection without the help of a dotted line
 - Writing without use of dotted lines; double-spaced writing
- Placing letters correctly on the lines, slanting letters properly, writing slowly and carefully, making smooth connections between letters
- Using key strokes: slant, loops, tails, humps

- Copy good cursive models to reinforce capitalization/punctuation rules and simple sentences includes:
 - Copy Scripture or a sentence (79)
 - Copy a paragraph (28)
 - Copy a title (7)
- Number formation
- Creative writing practice:
 - Dated journal entries (31)
 - Original compositions using an assigned theme (17)
 - Writing an acrostic (2)
- Develop listening skills by writing dictated sentences (12)

Language Arts: Spelling & Poetry



In second grade, spelling is taught as an individual subject for the first time. The spelling curriculum continues to be correlated with phonics. The spelling lists in *Spelling and Poetry 2* reinforce the phonics concepts which the students are learning. By the end of the year, students will be learning vocabulary words and their definitions. Poems for memorization have been selected for their beauty of language, literary greatness, and character-building qualities.

Added Enrichment

- Spelling lists (32):
 - Spelling words (625)
 - Vocabulary words (645)
 - Organized by special sounds
- Homework sheets (30) include spelling list and helpful hints or featured special sounds
- Glossary for application and practice
- Spelling games (16)
- Worksheet activities (106):
 - Build on previous concepts
 - Reinforce new concepts

➤ **RED** indicates first introduction of content.

Evaluation

- Spelling tests (32)

Spelling Skills Development

- Master spelling lists including:
 - 60 sight words and 23 contractions
 - 50 vocabulary words and definitions
- Use vocabulary words in proper context
- Correctly write sentences dictated by teacher using vocabulary words
- Create good sentences using spelling and vocabulary words
- Apply spelling and phonics concepts through daily:
 - Teacher-directed oral practice
 - Independent written practice

- Hear and see spelling and vocabulary words in example sentences, in order to:
 - Clearly picture each word's meaning; differentiate between sound-alike words
 - Use words correctly when speaking and writing
- Use spelling words in creative writing exercises
- Learn beginning dictionary skills such as using guide words, locating entries quickly, finding word definitions, and alphabetizing words

Second Grade

Spelling & Poetry cont.

➤ RED indicates first introduction of content.

Spelling Skills Development cont.

- Learn spelling rules:
 - Know: one- and two-vowel rules; *k* comes before *i* and *e*; *c* comes before *a*, *o*, and *u*
 - Correctly use at end of word: double consonants *ll*, *ff*, or *ss*; vowels *e*, *o*, or *y*; *ck* after a short vowel; *ke* after a long vowel
 - Double a consonant before adding a suffix that begins with a vowel
 - Drop the silent *e*

Worksheet Activities:


- Solving crossword puzzles; thinking of homonyms
- Creating phrases; grouping similar words together
- Understanding the meaning of vocabulary words
- Finding misspelled words and knowing how to correct them

- Matching contractions with their words
- Combining root words with the suffixes *-y*, *-er*, *-est*, *-ly*, *-en*, *-es*
- Using prefixes *a-*, *al-*, *be-*, *en-*, *un-*

Poetry Skills Development

- Memorize 7 lyrical poems
- Develop appreciation of poetry
- Perform in front of an audience
- Recite in unison
- Develop appropriate expression and volume
- Improve comprehension
- Learn definitions and use of unfamiliar words
- Maintain interest and increase understanding with comprehension questions

Arithmetic



The traditional work-text *Arithmetic 2* builds a foundation for learning more abstract concepts and teaches students how to apply mathematical concepts to real-life situations. Concepts taught or reviewed in *Arithmetic 2* include counting, place value, addition and subtraction, money, time, graphs, simple geometry, multiplication and division, and Roman numerals.

Students will apply the skills and facts they have learned as they complete word problems that are based on concrete situations. New material is built on prior learning and encourages students to think through new concepts. *Arithmetic 2* and curriculum include daily reasoning questions that challenge students' thinking ability.

Added Enrichment

- Higher-level thinking activities (139)
- *A Beka Book* games (7)
- Thematic units: pond, transportation, children of the world, jungle, workers and helpers, camping

- Review games (48)
- Additional games (19)
- Enrichment activities (36)

Evaluation

- Written tests (31)
- Daily skills-development exercises (128)
- Oral tests (31): combinations, answers, and detailed instructions for weekly oral tests in daily lesson plans

➤ RED indicates first introduction of content.

Numbers

- Recognize and understand numbers:
 - 1–1,000
 - 1,001–10,000
- Counting:
 - By ones, twos, fives, and tens to 100
 - By threes to 36
 - By fours to 48
 - By twenty-fives to 300
 - Continue counting patterns
 - Tally marks
- Writing numbers:
 - By ones, twos, fives, and tens to 1,000
 - By threes to 36
 - By fours to 48
 - Dictation to ten thousands

- Comparing before and after:
 - By ones, twos, fives, tens
 - By threes and fours
- Number words:
 - Use of one to twelve
 - Use of thirteen, twenty, thirty, forty, fifty, sixty, seventy, eighty, ninety, one hundred
- Place value:
 - Ones, tens, hundreds
 - Thousands, ten thousands, hundred thousands
- Money: round to nearest dollar; to nearest ten
- Roman numerals:
 - Counting and value:
 - 1–12
 - 13–30; 50; 100; 500; 1,000
 - Reading clock using Roman numerals

Second Grade

Arithmetic cont.

➤ RED indicates first introduction of content.

Numbers cont.

- Basic rules for Roman numerals:
 - Add repeated Roman numerals
 - Add when lesser numeral follows greater one
 - Subtract when lesser numeral comes before greater one

Addition

- Addition families:
 - 1–18
 - Horizontal and vertical form
 - Add on 0, 1, and 2
 - Add doubles
 - Add doubles plus one
- Addition terminology
- Addition “twins” (concept of commutative principle)
- Timed mastery
- Word problems: oral, written
- Mental arithmetic:
 - Problems with up to 5 single-digit numbers
 - Problems with double-digit addend with carrying
- Estimate sums
- Carrying:
 - To tens’ and hundreds’ places in 2- and 3-digit problems
 - To ten-thousands’ place in 3- and 4-digit problems
 - Horizontal problems with carrying
- Money: add dollars and cents

Subtraction

- Subtraction families:
 - 1–13
 - 14–18
 - Vertical and horizontal form
 - Subtract:
 - 0, 1, 2; all of a number
 - Half of a number
- Subtraction terminology
- Timed mastery
- Word problems: oral, written
- Mental arithmetic:
 - Problems combining single- and double-digit subtraction and addition
- Subtraction with borrowing:
 - 2 and 3 digits
 - 4 digits
- Borrowing:
 - From tens’ place in 2-, 3-, and 4-digit problems
 - From hundreds’ place in 3- and 4-digit problems
 - From thousands’ place in 4-digit problems
 - With zeros in the minuend
- Money: subtract dollars and cents

Multiplication

- Building blocks:
 - Counting by twos, threes, fives, and tens
 - Counting by fours
- Word problems: oral, written
- Graphs to show multiplication facts
- Terms: factor, product
- Multiply:
 - By 1, 0
 - Tables, 0, 1, 2, 3, 4, 5
 - Find missing factor
- Multiple combinations
- Multiplication “twins” (concept of commutative principle)

Division

- Concept of division
- Building blocks: dividing groups of objects
- Recognize symbols: \div and $\overline{\hspace{1cm}}$ (division house)
- Word problems: oral, written
- Term: quotient
- Divide:
 - By 1
 - Tables 1, 2, 3, 4, 5
- Multiple combinations

Fractions

- Parts of a whole and group: one half, one third, one fourth
- Finding the fractional part of a whole number
- Word problems: oral, written
- Mixed numbers

Decimals

- Money: use of dollar sign (\$) and decimal point (.) in addition
- Align decimal points when adding and subtracting dollars and cents

Problem Solving & Applications

- Building blocks: oral word problems
- Word problems:
 - Addition, subtraction
 - Multiplication, division
 - Money
 - Fractions
 - Carrying, borrowing
 - Steps of problem-solving process
- Applications for broader and deeper understanding of concepts:
 - Time, length, temperature
 - Graphs, weight, money
 - Fractions, recipes

Second Grade

Arithmetic cont.

➤ RED indicates first introduction of content.

Time

- Clock:
 - Hour and minute hands
 - A.M. and P.M.
 - O'clock (:00); half past (:30)
 - Quarter past; quarter till; three-quarters past
 - Five-minute intervals
 - One-minute intervals
- Table of time:
 - Seconds, minutes, hours
 - Days, months, year
- Calendar:
 - Months of year, days of week
 - Days in year, weeks in year
 - Date
 - Time zones, time lapse
 - Dates as digits

Money

- Recognition and value of penny, nickel, dime, quarter, half dollar
- Counting pennies, nickels, dimes, quarters, half dollars
 - Combining coins for any amount
 - Converting to cents using dollar sign (\$) and decimal point (.)
- Word problems: oral, written
 - Recognize symbols:
 - \$ (dollar)
 - ¢ (cent)
 - Adding money using dollar sign (\$) and decimal point (.)
 - Making change

Measures

- Word problems: oral, written
- Temperature:
 - Degrees: reading, writing
 - Introduced to:
 - Celsius scale
 - Freezing and boiling point of water
 - Body temperature on Fahrenheit scale
 - Temperatures below zero

- Length:
 - Quarter inch
 - Inch, foot, yard, centimeter
 - Meter
 - Abbreviations
 - Smallest to longest; comparing lengths
 - Applications: measuring, drawing
- Weight:
 - Ounce, pound, kilogram
 - Gram
 - Applications
- Dozen, half dozen
- Capacity: cup, pint, quart, gallon
- Perimeter of rectangle
 - Perimeter of square

Graphing, Statistics, Probability

- Bar graphs:
 - Horizontal
 - Vertical
- Pictographs
- Line graphs: plot point on line graph
- Read a grid, a map

Geometry

- Plane figures: circle, square, rectangle, triangle
- Solid figures: introduce concept
- Vertex: identify number of vertexes in plane and solid shapes
- Measure and draw lines
- Scale drawings
- Symmetry
 - Locations on a coordinate plane
- Perimeter:
 - Rectangle
 - Square

Second Grade

History & Geography



Our America takes students back into history to learn what life would have been like in our country's early days. Students will study the lives of groups of people who have made valuable contributions to our American heritage: the Pilgrims, American Indians, early colonists, pioneers, cowboys, and immigrants.

In addition to maps and geographical facts, *Our America* also features information about our flag and the history behind our patriotic holidays and songs. Review questions and activities throughout the text help to check students' comprehension.

➤ **RED** indicates first introduction of content.

Added Enrichment

- Vocabulary boxes featuring difficult words
- Activities included in student text and teacher edition such as games, class parades, art projects, class diorama
- Songs such as "Swing Low, Sweet Chariot" and "Pawpaw Patch" passed down through history from early Americans

America

- Our flag:
 - Meaning
 - Flag etiquette
- Our patriotic holidays:
 - George Washington's Birthday, Abraham Lincoln's Birthday
 - Memorial Day, Flag Day, Independence Day
 - Labor Day, Veteran's Day, Thanksgiving Day
- America's Songs:
 - "My Country, 'Tis of Thee," "The Star-Spangled Banner," "America the Beautiful," "God Bless America"
 - "Yankee Doodle"

People Who Built America

- Pilgrims: Separatists and Strangers
- Native Americans: contributions from New England tribes, especially toward the Pilgrims
- Colonists: homes, jobs, school
- Pioneers: Daniel Boone, westward movement
- Cowboys: cattle drive, stampede, songs

➤ New Americans:

- Immigrants, islanders, Black Americans
- Contributions and songs


Tomorrow's America

- What will I be?
- How can I help my country?

Geography Study

- Cardinal directions
- Continents
- Home state
- Neighbors to north and south: Canada and Mexico
- Location of England
- Mississippi River
- Gulf of Mexico
- Learn 50 states
- Oceans
- Sections of the country: Northeast, Northwest, Southeast, Southwest
- Great Lakes

Science



Enjoying God's World guides the student's study of God's plan for creation. Students will increase both their reading comprehension and their knowledge of scientific concepts while learning about the human body, plants and animals, matter and energy, and earth and space from God's viewpoint.

Through the "how" and "why" questions that are answered in this text, children will learn about the world around them while developing their thinking skills. *Enjoying God's World* also includes hands-on activities and demonstrations that help to increase each student's comprehension of basic science concepts.

➤ **RED** indicates first introduction of content.

Added Enrichment

- Additional hands-on learning activities in daily lesson plans
- Lesson activities (18)
- Additional activities (39)

Human Biology

- Muscles, energy
- Using food:
 - Energy foods: starch, fat
 - Protein foods:
 - Exercise
 - Minerals, vitamin foods

• Taking care of our teeth:

- Enamel, gum, root
- Different jobs of teeth: cutting, tearing, grinding
- Tips for taking care of teeth:
 - Brushing
 - Flossing
- Keeping clean: pores, oil, sweat; wash away dirt each day

Second Grade

Science cont.

➤ RED indicates first introduction of content.

Human Biology cont.

- Enjoying exercise
- Rest and sleep: 10–12 hours of sleep; necessary for growth

Activities & Demonstrations:

- Finding out which foods have sugar in them

Animal World

- Animals:
 - Instincts and equipment
 - Examples of different animals:
 - Spider, praying mantis
 - Chicken, owl
 - Earthworm:
 - Burrows
 - Bristles
 - Animal homes:
 - Nests, tunnels
 - Dens
 - Beaver:
 - Engineer, webbed feet, lodge
 - Animals' protection:
 - Camouflage
- Insects:
 - Designed by God; six legs
 - Three parts: head, thorax, abdomen
 - Baby insects:
 - Caterpillar to butterfly:
 - Chrysalis and cocoon
 - Good insects:
 - Honeybees: pollen
 - Worker bees
 - Harmful insects:
 - Flies, termites, beetles, and grasshoppers

Activities & Demonstrations:

- Discovering which home earthworms prefer
- Discovering why webbed feet help the beaver swim
- Finding the three body parts of insects
- Watching a caterpillar change

Plant World

- Parts of a plant:
 - Flowers or cones; stem
 - Leaves:
 - How leaves make food in green plants:
 - Chlorophyll
 - Why green leaves change colors in the fall
 - Roots
- Growth of a tree
- How seeds travel: wind and water, squirrels, birds, hitchhikers

Activities & Demonstrations:

- Seeing how water rises up a stem
- Discovering whether a leaf grows without light or water
- Watching a plant grow

Things That Work Together

- God's plan for plants and animals

Things That Move

- Energy: makes things go; fuel
- Force: gravity, pull, push, friction

Activities & Demonstrations:

- Using the energy from wind and moving water
- Seeing how gravity pulls
- Discovering how magnets pull

Atmosphere

- Properties of air
- Wind:
 - Light air moves up, heavy air moves down
 - Storms: hurricanes, tornadoes
- Weather:
 - Sun, air, and water
 - Evaporation
 - Rain, snow
- How we hear: sound and sound waves
- The air around the earth

Activities & Demonstrations:

- Discovering that air is real
- Finding whether an empty bottle is really empty
- Seeing water evaporate
- Discovering how to block sound waves

Earth & Sky

- Stars, sun, moon
- Round Earth: globe, North and South Pole, equator

Second Grade

Health



The purpose of *Health, Safety, and Manners 2* is to teach the basic facts of health and safety; to teach courtesy at home, at school, and everywhere; and to instill within students a desire to take care of the body God has given them.

Added Enrichment

- Hands-on learning activities, charts, and checklists in student book, teacher edition, and daily lesson plans (28)

➤ RED indicates first introduction of content.

Health

- Posture:
 - Detailed instruction on proper posture
 - Nutrition:
 - Appetite, nutrients
 - Food groups:
 - Milk: keeps us growing, healthy, active, and warm
 - Meat and beans: protein
 - Vegetables and fruits:
 - Vitamins and minerals
 - Fiber
 - Grains
 - Fats and oils
 - Water: every part of the body needs water
 - A good breakfast
 - A good lunch and dinner
 - Good table manners:
 - Thanking God for your food
 - Waiting for food to be passed and not reaching for it
 - Saying "please" and "thank you"
 - Using serving spoon to put food on plate
 - Keeping hand not in use in your lap
 - Keeping elbows off table
 - Not slurping soup
 - Not talking with food in mouth
 - Chewing with mouth closed
 - Taking small bites
 - Using a napkin
 - Properly cutting meat and buttering bread
 - Eating a little bit of every food on the table
 - Having pleasant conversation
 - Expressing thanks to the preparer of the meal
 - Being excused
 - Exercise:
 - Fun exercises for children (5) and a group game
 - Fresh air and sunshine
 - Vitamin D
 - Benefits of playing outside in the sunshine
 - Rest: amount needed; good sleeping habits
 - Thoughts: love, kindness, joy
- Cleanliness:
 - Skin and hair: bathing
 - Fingernails and hands:
 - Cuticles, chapped skin
 - Cuts
 - Washing and combing hair:
 - Lice
 - Washing face, neck, and ears
 - Teeth:
 - Cavities
 - Brushing
 - Flossing
 - Good dental-care habits:
 - Importance of milk
 - Eating a variety of foods; limiting sweets; crunchy foods for snacks
 - Avoid chewing gum
 - Adequate brushing
 - Regular flossing
 - Regular dental checkups
 - Eyes:
 - Parts of the eye (diagram)
 - Proper care
 - Eye trouble
 - Good eye-care habits:
 - Reading with a light
 - Not rubbing your eyes
 - Safety while holding sharp things
 - Protection from sun and other bright lights
 - Avoid reading while riding in a car
 - Proper rest and doctor checkups
 - Keeping eyeglasses clean
 - Ears:
 - Parts of the ear (diagram)
 - Proper care
 - Ear trouble
 - Good ear-care habits:
 - Proper washing of ears
 - Putting items in ears
 - Protecting ears from getting hit

Second Grade

Health cont.

➤ **RED** indicates first introduction of content.

Health cont.

- Proper removal of ear wax
- Protecting ears from loud noises
- Protecting ears in cold, windy weather
- Following doctor's orders
- Disease prevention:
 - Communicable diseases
- Preventing colds:
 - Breathing through your nose
 - Keeping hands away from face
 - Covering mouth when coughing
 - Covering mouth and nose when sneezing
 - Using handkerchiefs: clean cloth ones, paper tissues
 - Not eating from someone else's food
 - Rest and exercise
 - Eating nutritious meals
 - Staying away from anyone who has a cold
- Good health habits:
 - Sitting and standing tall
 - Eating nutritious meals
 - Exercising every day
 - Playing and working outside in fresh air and sunshine
 - Working and playing safely
 - Regular doctor and dentist checkups
 - Keeping your body clean
 - Brushing teeth daily
 - Flossing teeth daily
 - Protecting eyes and ears
 - Getting plenty of sleep
 - Being happy

Safety

- Safety away from home:
 - Parental permission:
 - Going directly home after school
 - Going places alone or with friends
 - Eating away from home
- Avoid:
 - Accepting a ride from a stranger
 - Taking candy, ice cream, or money from a stranger
 - Putting flowers, leaves, or twigs in your mouth
 - *Danger, Keep Out, and No Trespassing* signs
- Staying away from stray animals
- Safety on the street:
 - Recreation: not in street; safety playing in a driveway
 - Knowing where to walk when there is no sidewalk
 - Obeying traffic lights
 - Properly crossing a street or railroad track
 - Using street corners and regular crosswalks to cross street

- Safety around parked cars
- Bicycle safety:
 - On a busy street
 - Proper riding on a street
 - Walking a bike across a busy intersection
 - Using a safety helmet
 - Proper steering
 - Using hand signals
 - Passengers
 - Keeping your bike in good working order
- Cars and buses:
 - Using car seat belts
 - Staying seated on a bus; keeping hands inside bus or car windows
 - How to cross the street after getting off a bus
 - How to get out of a car that is parked on a street
 - While riding in a car or bus: danger of sharp items; keeping hands away from driver or steering wheel
- Safety around water:
 - Importance of swimming lessons
 - Adult supervision for swimming or wading
 - Staying out from under a diving board
 - Going only in areas marked safe for swimming; not boating areas or areas where water depth is unknown
 - Safety with lifeguard and other swimmers
 - Using common sense in the water
 - Safety around the pool's perimeter
- Boat safety:
 - Lifejackets; sitting while boat is moving
 - Keeping legs inside boat
 - Avoiding prolonged exposure to sun
 - Staying out of the water during a thunderstorm
- Safety during bad weather:
 - Use caution crossing slippery streets
 - How to properly hold an umbrella
 - Stay away from broken electrical wires on or near the ground
- During a thunderstorm:
 - Where to take refuge
 - Safety with telephones and electrical cords
 - Safety with electrical appliances
- Safety in the home:
 - Reaching high items with a stepladder
 - Picking up things as soon as they fall
 - Keeping stairways clear
 - Walking, not running, in the house; walking carefully on stairs
 - Keeping shoelaces tied
 - Storing skates out of way
 - Properly carrying pointed objects
 - Properly handing a pointed object to someone
 - Never playing with real guns
 - Keeping a screen in front of fire in the fireplace

Second Grade

Health cont.

► RED indicates first introduction of content.


Safety cont.

- Never playing with matches
- Never allowing small children to play with matches
- Fire escape plan
- Your area's emergency telephone number
- Bathroom safety:
 - Putting soap in its container after using it
 - Using nonskid mat in tub or shower
 - Wiping up water spills
 - Keeping medicines and cleaning fluids out of reach of children
 - Keeping electrical appliances away from water
- Properly using electrical cords
- Kitchen safety:
 - Keeping drawers and cupboard doors closed
 - Immediate attention to spills and broken glass
 - Properly plugging in appliances
 - Using a sharp knife correctly with permission
 - Properly using the garbage disposal
 - Dressing safely for cooking
 - Stove safety: position of pan handles, flammable items, lifting hot foods and liquids, correctly turning off burners
- Fire safety: stop, drop, and roll

Manners

- Courtesy:
 - Being polite:
 - Please and thank you
 - Making an apology
 - Greeting and answering adults; introductions
 - Being kind to people and animals; being cheerful: not grumbling
 - Being respectful to older people and those in authority:
 - Offering your seat
 - Speaking when spoken to
 - Referring to an older person by his full name
 - Never contradicting an older person
 - Being respectful to your country:
 - Not flying the flag in bad weather
 - How to properly raise, lower, display our flag normally and as sign of trouble; keeping flag from touching the ground or water
- Being thoughtful:
 - The Golden Rule
- Being patient: waiting in line, taking turns talking
- Always be courteous:
 - At the table
 - On the telephone: answering; dialing the wrong number

Bible



Second graders will enjoy learning about a variety of Bible characters including Joshua, Judges, Ruth, Jonah, and Moses. The *A Beka Book* Flash-a Cards help students visualize events as they study the life of Moses and his journey from Egypt to the Promised Land. Students will learn about Moses' decision to suffer with God's people rather than live in luxury; they will also learn that even though Moses chose to follow God, he still faced many trials. By studying Bible characters such as Moses, students will learn how to respond to real-life joys and struggles.

Evaluation

- Graded memory verse passages (8)

► RED indicates first introduction of content.

Lessons 365 A Beka Flash-a-Cards

- Salvation Series (5 lessons)
- Life of Moses Series (20): Moses in Egypt; Journey to Sinai; Journey through the Wilderness
- Tabernacle (3)
- First Christmas (5)
- Joshua (7); Judges (6); Ruth (3)
- Crucifixion and Resurrection (9)
- Jonah (2); Favorite Bible Stories 1 and 2 (10)
- The First Thanksgiving

Music 33 songs

- Choruses, hymns of the faith, holiday songs, patriotic songs including:
 - 10 new hymns and songs; 10 new choruses

Memory Work

- New passages (8) containing 54 verses
- Review verses (26)

Doctrinal Drill 38 questions/answers

- Increase Bible knowledge of basic doctrines: the Bible, God, sin, salvation, heaven, assurance of salvation

Prayer Time

- Learn to pray with thanksgiving for each other, our nation, those in authority over us

Second Grade

Music



The traditional, patriotic, holiday, and fun selections in *Songs We Enjoy 2* have delighted children for many years. Enrichment ideas for teaching new songs and ideas for motions and props are included throughout the book. The sing-along CD makes song time enjoyable for the students and easy for the teacher.

➤ **RED** indicates first introduction of content.

Skills Development 68 songs

- Define 14 unfamiliar words in the lyrics
- Exercise creativity by acting out songs with props
- Improve coordination by tapping or clapping with leader to steady beat
- Learn to:
 - Follow a song leader while staying together with class or CD
 - Sing in a round while staying together with group and staying on pitch

- Reinforce Bible stories through fun Bible songs
- Benefit from fun activities that spark and keep interest:
 - Making appropriate animal sounds
 - Humming; enunciating silly words; echo singing; drumming sounds
 - Using dynamic contrast

Variety of Songs to Memorize

- Fun, folk, holiday, spirituals and gospel, patriotic

Arts & Crafts



Art Projects 2 is a full-color book designed to give month-by-month variety in art. Working with various types of media, students learn elementary art techniques such as incorporating basic shapes, coloring and drawing techniques, painting, using primary and complementary colors, and creating three-dimensional forms. Seasonal projects are also included.

➤ **RED** indicates first introduction of content.

Skill & Concept Development 58 projects

- Basic shapes; 3-D forms (20)
- Increasing fine motor skills through:
 - Paper folding, cutting, and gluing (46)
 - Paper curling (4)
 - Mixing primary and complementary colors (6)
 - Introducing motion and texture lines (4)
 - Creating mosaics and collages (3)
 - Coloring with an underhand grip (1)

Technique Development

- Enhancing basic concepts of color, line, shape, and texture through:
 - Directional drawing and coloring (13)
 - Painting techniques such as: spatter, wet-on-dry, wax-resist, etc. (10)
 - Crayon rubbing, etching, and smudging (3)
 - Mixed media; paper sculptures (31)
 - Adding highlights and shading (10)